



SC Annual School Report Card Summary

Lower Lee Elementary School
 Lee County School District
 Grades: PK-5 Enrollment: 254
 Principal: Sam Whack, Jr., Ed.D.
 Superintendent: Dr. Cleo F. Richardson
 Board Chair: Ms. Sanya Moses

PERFORMANCE

Comprehensive detail, including definitions of ratings, performance criteria, and explanations of status, is available on www.ed.sc.gov and www.eoc.sc.gov as well as school and school district websites. Printed versions are available from school districts upon request.

YEAR	ABSOLUTE RATING	GROWTH RATING	PALMETTO GOLD AND SILVER AWARD		ESEA/FEDERAL ACCOUNTABILITY RATING SYSTEM	
			General Performance	Closing the Gap	ESEA Grade	Accountability Indicator
2012	Below Average	Excellent	TBD	TBD	A	N/A
2011	At-Risk	At-Risk	N/A	N/A	Not Met	N/A
2010	At-Risk	Below Average	N/A	N/A	Met	R-DELAY

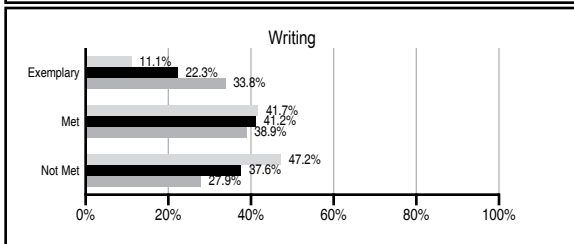
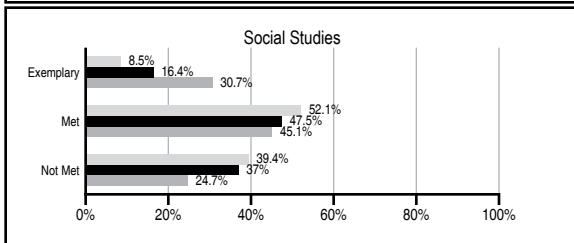
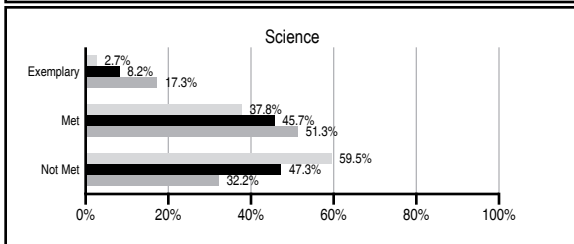
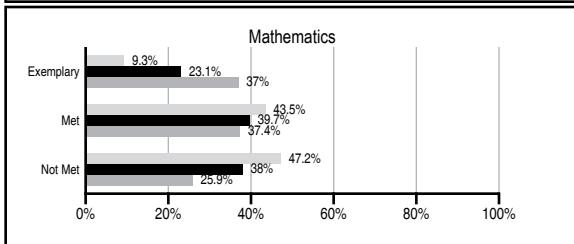
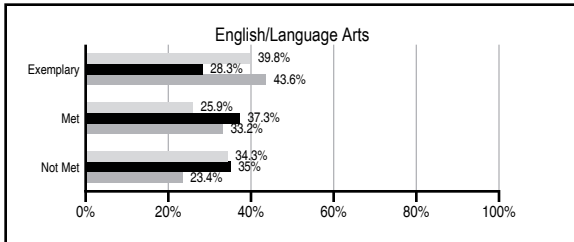
ABSOLUTE RATINGS OF ELEMENTARY SCHOOLS WITH STUDENTS LIKE OURS*

EXCELLENT	GOOD	AVERAGE	BELOW AVERAGE	AT-RISK
3	13	113	48	20

* Ratings are calculated with data available by 11/07/2012. Schools with Students Like Ours are Elementary Schools with Poverty Indices of no more than 5% above or below the index for this school.

PASS PERFORMANCE

Our School
 Elementary Schools with Students Like Ours
 Elementary schools statewide



NAEP PERFORMANCE*

* Performance reported for SC and nation, data not available at school level. Percentages at NAEP Achievement Levels.



SC PERFORMANCE VISION

By 2020 all students will graduate with the knowledge and skills necessary to compete successfully in the global economy, participate in a democratic society and contribute positively as members of families and communities.

Abbreviations Key

N/A Not Applicable N/AV Not Available N/C Not Collected N/R Not Reported I/S Insufficient Sample TBD To be determined

Lower Lee Elementary School [Lee County School

SCHOOL PROFILE

	Our School	Change from Last Year	Elementary Schools with Students Like Ours	Median Elementary School
Students (n=254)				
Retention rate	0.0%	No Change	1.3%	1.0%
Attendance rate	99.8%	No Change	96.3%	96.6%
Served by gifted and talented program	N/AV	N/AV	N/AV	N/AV
With disabilities other than speech	N/AV	N/AV	N/AV	N/AV
Older than usual for grade	N/AV	N/AV	N/AV	N/AV
Out-of-school suspensions or expulsions for violent and/or criminal offenses	0.0%	No Change	0.0%	0.0%
Teachers (n=18)				
Teachers with advanced degrees	55.6%	Up from 44.4%	61.8%	63.0%
Continuing contract teachers	N/AV	N/AV	N/AV	N/AV
Teachers returning from previous year	75.0%	Down from 79.5%	85.7%	88.7%
Teacher attendance rate	94.5%	Up from 89.7%	95.2%	95.1%
Average teacher salary*	\$41,680	Up 4.0%	\$45,175	\$47,210
Classes not taught by highly qualified teachers	0.0%	No Change	0.0%	0.0%
Professional development days/teacher	14.5 days	Down from 16.2 days	10.4 days	10.5 days
School				
Principal's years at school	2.0	Up from 1.0	4.0	4.0
Student-teacher ratio in core subjects	N/R	N/R	18.4 to 1	20.0 to 1
Prime instructional time	90.4%	Up from 86.0%	90.6%	90.5%
Opportunities in the arts	Poor	Down from Good	Good	Good
SACS accreditation	Yes	No Change	Yes	Yes
Parents attending conferences	100.0%	No Change	100.0%	100.0%
Character development program	Excellent	No Change	Excellent	Excellent
Dollars spent per pupil**	\$7,012	Down 20.3%	\$8,082	\$7,247
Percent of expenditures for instruction**	59.4%	Down from 66.2%	67.0%	68.2%
Percent of expenditures for teacher salaries**	54.4%	Down from 60.7%	63.5%	65.7%
ESEA composite index score	95.0	N/A	86.3	91.9

* Length of contract = 185+ days.

** Prior year audited financial data available.

EVALUATION RESULTS

	Teachers	Students*	Parents*
Number of surveys returned	18	55	28
Percent satisfied with learning environment	100.0%	81.1%	74.1%
Percent satisfied with social and physical environment	94.4%	77.8%	78.6%
Percent satisfied with school-home relations	88.9%	94.5%	92.6%

*Only students at the highest elementary school grade level at this school and their parents were included.

Comprehensive detail, including definitions of ratings, performance criteria, and explanations of status, is available on www.ed.sc.gov and www.eoc.sc.gov as well as school and school district websites.

Printed versions are available from school districts upon request.

REPORT OF PRINCIPAL AND SCHOOL IMPROVEMENT COUNCIL

Lower Lee Elementary School, a small, rural, Title I school of 250 brilliant bear students had an outstanding school year in 2011-12. Our school truly has placed an intensive and thorough focus on improving student achievement through providing research-based, best practices for classroom teachers that in turn provide high quality, effective instructional delivery that led to, as of June 2011, no longer recognized as a Palmetto Priority School. We were also proud to have our very own PE teacher, Mr. Joey Gainey, be named the Lee County District Teacher of the Year. Leading into the 2012-13 school year, we are proud to announce Ms. Jacqueline Helton as our Teacher of the Year. Moreover, our school received an "A" on our ESEA Federal Accountability Report Card as a result of the dramatic academic improvement of our students all four content areas.

During this past year at Lower Lee, the following have been examples of the curricular and instructional focus of 2011-12:

- Our school has successfully implemented Success for All's reading intervention program
 - Implemented and integrated RtI tiered instruction into our daily lesson plans to address the various learning styles and modalities of our students.
 - Students in 5K – 5th grade participate in our Save the Children intervention and after-school program
 - Pre-K continued its implementation of the Creative Curriculum program
 - Balanced Literacy in all K—5 classrooms (Read Aloud, Writing, Shared Reading, Guided Reading, Word Development)
 - Four Frame Mathematics instituted within grades K-5.
 - 100% of all classrooms have smart board technology, with 100% having document camera technology.
 - Two 26 station mobile lab is available students to utilize within their classroom to support academic learning.
- Additionally, Lower Lee is proud of its newly instituted Parent University Workshops. During these workshops, parents were given strategies to aid in supporting their child academically from home. We are proud of our Lunch-N-Learn workshops that specifically focused on Bullying this entire year. During this time, parents got short, but effective workshops on strategies on how to detect bullying with students and those who are being victimized.

Our school also started our journey to becoming a Healthy School. We had another successful Jump Rope for Heart campaign with nearly \$1000 raised. Also, we raised over \$800 for Pennies for Patients, and nearly \$2000 for Relay for Life. We also, donated over 600 canned goods to local shelter agencies in our Carolina versus Clemson drive. Moreover, our school serves as a Harvest Hope site where we give out 40 snack backpacks to needy families within our school.

At Lower Lee Elementary, we have continued our laser focus on student achievement and expect that our students will be Learners Leading through Excellence for the coming year. Our brilliant bears believe that if better is possible, then good is just not enough!

Dr. Sam Whack, Jr., Principal
LaToya Hopkins, School Improvement Council Chairperson

Abbreviations Key

N/A Not Applicable N/AV Not Available N/C Not Collected N/R Not Reported I/S Insufficient Sample TBD To be determined

NI Newly Identified CSI Continuing School Improvement CA Corrective Action RP Plan to Restructure R Restructure DELAY School Improvement Status HOLD School Improvement Status