



SC Annual School Report Card Summary

Bishopville Primary School
Lee County School District
Grades: PK-4 Enrollment: 583
Principal: Lei F. Washington
Superintendent: Dr. Cleo F. Richardson
Board Chair: Ms. Sanya Moses

PERFORMANCE

Comprehensive detail, including definitions of ratings, performance criteria, and explanations of status, is available on www.ed.sc.gov and www.eoc.sc.gov as well as school and school district websites. Printed versions are available from school districts upon request.

YEAR	ABSOLUTE RATING	GROWTH RATING	PALMETTO GOLD AND SILVER AWARD		ESEA/FEDERAL ACCOUNTABILITY RATING SYSTEM	
			General Performance	Closing the Gap	ESEA Grade	Accountability Indicator
2012	Below Average	Average	TBD	TBD	F	N/A
2011	Below Average	Average	N/A	N/A	Not Met	CA
2010	Below Average	Average	N/A	N/A	Met	CSI-DELAY

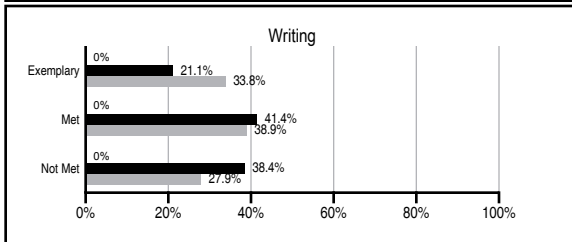
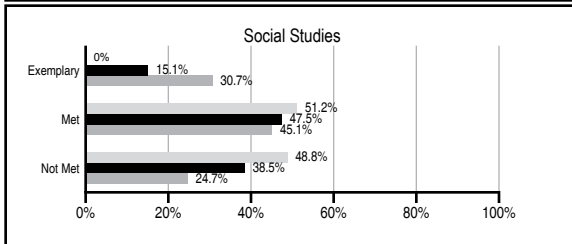
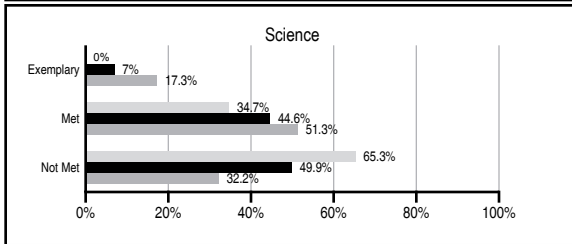
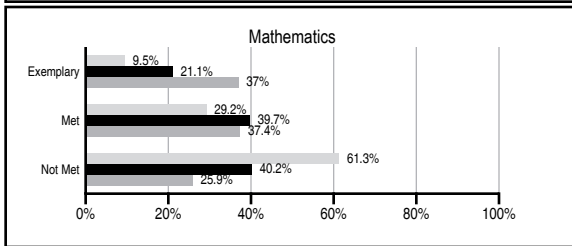
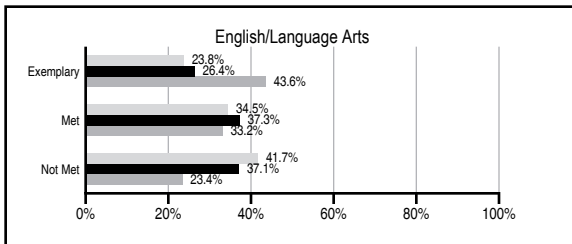
ABSOLUTE RATINGS OF ELEMENTARY SCHOOLS WITH STUDENTS LIKE OURS*

EXCELLENT	GOOD	AVERAGE	BELOW AVERAGE	AT-RISK
2	6	72	47	17

* Ratings are calculated with data available by 11/07/2012. Schools with Students Like Ours are Elementary Schools with Poverty Indices of no more than 5% above or below the index for this school.

PASS PERFORMANCE

Our School
 Elementary Schools with Students Like Ours
 Elementary schools statewide



NAEP PERFORMANCE*

* Performance reported for SC and nation, data not available at school level. Percentages at NAEP Achievement Levels.



SC PERFORMANCE VISION

By 2020 all students will graduate with the knowledge and skills necessary to compete successfully in the global economy, participate in a democratic society and contribute positively as members of families and communities.

Abbreviations Key

N/A Not Applicable N/AV Not Available N/C Not Collected N/R Not Reported I/S Insufficient Sample TBD To be determined

Bishopville Primary School [Lee County School District]

SCHOOL PROFILE

	Our School	Change from Last Year	Elementary Schools with Students Like Ours	Median Elementary School
Students (n=583)				
Retention rate	1.0%	Down from 4.7%	1.2%	1.0%
Attendance rate	96.7%	Up from 95.4%	96.4%	96.6%
Served by gifted and talented program	N/AV	N/AV	N/AV	N/AV
With disabilities other than speech	N/AV	N/AV	N/AV	N/AV
Older than usual for grade	N/AV	N/AV	N/AV	N/AV
Out-of-school suspensions or expulsions for violent and/or criminal offenses	0.3%	Up from 0.0%	0.0%	0.0%
Teachers (n=38)				
Teachers with advanced degrees	60.5%	Down from 61.1%	62.5%	63.0%
Continuing contract teachers	N/AV	N/AV	N/AV	N/AV
Teachers returning from previous year	80.2%	Down from 86.1%	85.1%	88.7%
Teacher attendance rate	93.0%	N/R	95.4%	95.1%
Average teacher salary*	\$41,678	Up 1.0%	\$44,828	\$47,210
Classes not taught by highly qualified teachers	25.2%	Up from 10.3%	0.0%	0.0%
Professional development days/teacher	2.5 days	Down from 5.0 days	9.5 days	10.5 days
School				
Principal's years at school	4.0	Up from 3.0	4.0	4.0
Student-teacher ratio in core subjects	26.8 to 1	Up from 20.9 to 1	18.0 to 1	20.0 to 1
Prime instructional time	88.4%	N/R	90.6%	90.5%
Opportunities in the arts	Poor	Down from Good	Good	Good
SACS accreditation	Yes	No Change	Yes	Yes
Parents attending conferences	100.0%	No Change	100.0%	100.0%
Character development program	Good	Down from Excellent	Excellent	Excellent
Dollars spent per pupil**	\$6,229	Up 3.2%	\$8,326	\$7,247
Percent of expenditures for instruction**	72.2%	Down from 72.3%	65.9%	68.2%
Percent of expenditures for teacher salaries**	70.4%	Down from 70.5%	62.7%	65.7%
ESEA composite index score	47.8	N/A	80.1	91.9

* Length of contract = 185+ days.

** Prior year audited financial data available.

EVALUATION RESULTS

	Teachers	Students*	Parents*
Number of surveys returned	24	24	43
Percent satisfied with learning environment	66.7%	87.5%	56.4%
Percent satisfied with social and physical environment	58.3%	79.2%	64.3%
Percent satisfied with school-home relations	43.5%	95.8%	69.2%

*Only students at the highest elementary school grade level at this school and their parents were included.

REPORT OF PRINCIPAL AND SCHOOL IMPROVEMENT COUNCIL

At Bishopville Primary School, we have worked without retreat to become a school continuously committed to being a place where “children are the heart of our purpose” and “their failure is not an option”. Our faculty and staff work diligently to ensure that each child is prepared for a global society by providing safe and orderly classroom environments synergized by research-based best practices. Preschool students participate in Early-In Literacy Centers supported by a comprehensive ad developmentally appropriate language and literacy program. This curriculum is comprised of components focused on phonological awareness, phonics, vocabulary development and comprehension. The students were administered an assessment three times throughout the year. The results of the spring administration showed that over 80% of the preschool students assessed had mastered the curriculum standards for their grade level. The Bishopville Primary students in Preschool and Kindergarten are taught a highly structured whole curriculum from our newly adopted curriculum Success for All.

The Success for All is built upon cooperative learning strategies, built-in character education components, technology driven interactive lessons and spiraling vocabulary, fluency practice and comprehension fueled with student inquiry. Other response to intervention programs that were newly adopted during the 2011-2012 include Read 180 (for students scoring not Met Level I) and Systems 44 (for students scoring Not Met Level II). Bishopville Primary continues to utilize the Measure of Academic Progress to progress monitor student mastery and plan differentiated instruction for all students. The Save The Children Program, which was in its second full year of implementation, continued to provide in-school tutoring for students in first grade, while it expanded its support to students in grades two and three. In January of 2012, Lee County Schools and partnered with the Save the Children Network and successfully wrote a 21st Century after-school learning community grant. This allowed Bishopville Primary’s after-school program to expand its curriculum support to provide extended day tutoring to students in Math. The Save the Children/21st Century partnership provided for a summer literacy and math program structured to provide literacy remediation, math enrichment and small instruction coupled with community service projects. The Summer Boost program enabled our students to grow academically, socially, and physically. The 21st Century summer program was supported through two critical partnerships; one with the Foster Grandparents program and the other with the Urban League Summer Work program. This partnership allowed for our school to offer one-on-one instruction when needed to student participants. Bishopville Primary School’s response to intervention initiative has continued. Our Project-Read Coordinator transitioned to serve as our Success for All Coordinator and Read 180 facilitator. The school district introduced Every Day Math Counts and the math scores increased.

Professional Development was adopted as a Goal-Based Evaluation for all teachers during the 2011-2012 school year. Administration and teachers participated in a myriad of Professional Development opportunities during the 2011-2012 school year. Professional development focused on successfully implementing Success for All, Read 180, Systems 44, Every Day Math Counts, Save The Children, Student-Led Conferencing and best practices in math instruction. All grade levels received staff development on how to best utilize the new Bloom’s Taxonomy and use the newly approved curriculum guides. Monthly, Bishopville Primary holds Parent University, which is designed to involve parents and community in the School Improvement annual assessment, planning and

Comprehensive detail, including definitions of ratings, performance criteria, and explanations of status, is available on www.ed.sc.gov and www.eoc.sc.gov as well as school and school district websites.

Printed versions are available from school districts upon request.

Abbreviations Key

N/A Not Applicable N/AV Not Available N/C Not Collected N/R Not Reported I/S Insufficient Sample TBD To be determined
NI Newly Identified CSI Continuing School Improvement CA Corrective Action RP Plan to Restructure R Restructure DELAY School Improvement Status HOLD School Improvement Status