



SC Annual School Report Card Summary

Kensington Elementary School
 Georgetown County School District
 Grades: PK-5 Enrollment: 722
 Principal: Fedrick D. Cohens
 Superintendent: Dr. H. Randall Dozier
 Board Chair: Mr. Jim Dumm

PERFORMANCE

Comprehensive detail, including definitions of ratings, performance criteria, and explanations of status, is available on www.ed.sc.gov and www.eoc.sc.gov as well as school and school district websites. Printed versions are available from school districts upon request.

YEAR	ABSOLUTE RATING	GROWTH RATING	PALMETTO GOLD AND SILVER AWARD		ESEA/FEDERAL ACCOUNTABILITY RATING SYSTEM	
			General Performance	Closing the Gap	ESEA Grade	Accountability Indicator
2012	Average	Average	TBD	TBD	B	N/A
2011	Average	Average	Silver	N/A	Not Met	N/A
2010	Average	Average	N/A	N/A	Met	N/A

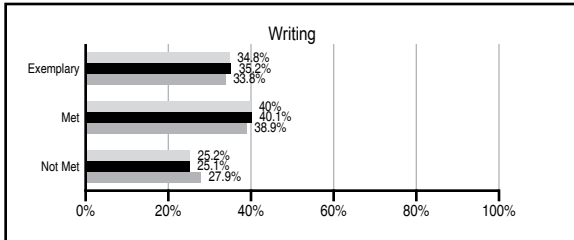
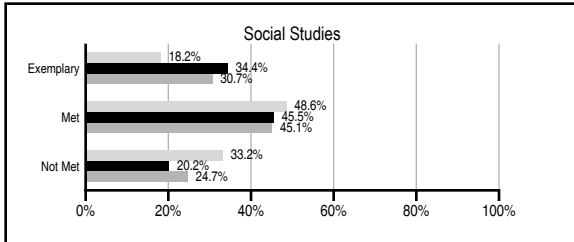
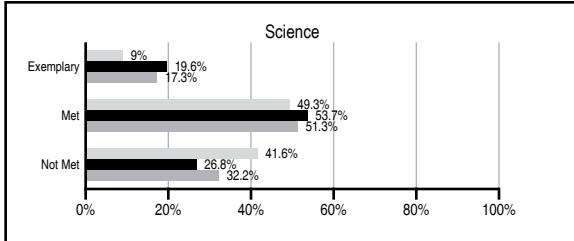
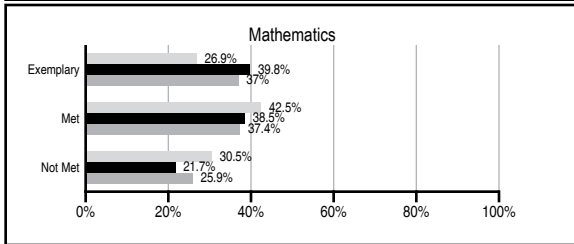
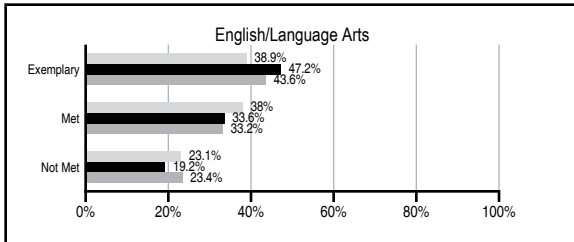
ABSOLUTE RATINGS OF ELEMENTARY SCHOOLS WITH STUDENTS LIKE OURS*

EXCELLENT	GOOD	AVERAGE	BELOW AVERAGE	AT-RISK
30	43	26	0	0

* Ratings are calculated with data available by 11/07/2012. Schools with Students Like Ours are Elementary Schools with Poverty Indices of no more than 5% above or below the index for this school.

PASS PERFORMANCE

Our School
 Elementary Schools with Students Like Ours
 Elementary schools statewide



NAEP PERFORMANCE*

* Performance reported for SC and nation, data not available at school level. Percentages at NAEP Achievement Levels.



SC PERFORMANCE VISION

By 2020 all students will graduate with the knowledge and skills necessary to compete successfully in the global economy, participate in a democratic society and contribute positively as members of families and communities.

Abbreviations Key

N/A Not Applicable N/AV Not Available N/C Not Collected N/R Not Reported I/S Insufficient Sample TBD To be determined

Kensington Elementary School
[Georgetown County School District]

SCHOOL PROFILE

	Our School	Change from Last Year	Elementary Schools with Students Like Ours	Median Elementary School
Students (n=722)				
Retention rate	2.1%	Down from 2.3%	1.0%	1.0%
Attendance rate	96.4%	Down from 99.1%	96.5%	96.6%
Served by gifted and talented program	N/AV	N/AV	N/AV	N/AV
With disabilities other than speech	N/AV	N/AV	N/AV	N/AV
Older than usual for grade	N/AV	N/AV	N/AV	N/AV
Out-of-school suspensions or expulsions for violent and/or criminal offenses	0.1%	No Change	0.0%	0.0%
Teachers (n=45)				
Teachers with advanced degrees	62.2%	Up from 57.4%	62.2%	63.0%
Continuing contract teachers	N/AV	N/AV	N/AV	N/AV
Teachers returning from previous year	89.4%	Down from 91.4%	89.3%	88.7%
Teacher attendance rate	97.5%	Up from 94.9%	95.0%	95.1%
Average teacher salary*	\$50,716	Down 0.1%	\$47,836	\$47,210
Classes not taught by highly qualified teachers	0.0%	Down from 1.2%	0.0%	0.0%
Professional development days/teacher	10.8 days	Down from 12.2 days	11.2 days	10.5 days
School				
Principal's years at school	7.0	Up from 6.0	5.0	4.0
Student-teacher ratio in core subjects	19.4 to 1	Up from 19.0 to 1	20.2 to 1	20.0 to 1
Prime instructional time	93.1%	Up from 92.8%	90.2%	90.5%
Opportunities in the arts	Good	No Change	Good	Good
SACS accreditation	Yes	No Change	Yes	Yes
Parents attending conferences	100.0%	No Change	100.0%	100.0%
Character development program	Good	Down from Excellent	Excellent	Excellent
Dollars spent per pupil**	\$7,102	Up 4.3%	\$6,693	\$7,247
Percent of expenditures for instruction**	69.1%	Up from 68.7%	68.8%	68.2%
Percent of expenditures for teacher salaries**	67.6%	Up from 67.2%	66.3%	65.7%
ESEA composite index score	80.2	N/A	92.9	91.9

* Length of contract = 185+ days.

** Prior year audited financial data available.

EVALUATION RESULTS

	Teachers	Students*	Parents*
Number of surveys returned	43	116	81
Percent satisfied with learning environment	97.6%	83.5%	88.3%
Percent satisfied with social and physical environment	100.0%	80.0%	88.8%
Percent satisfied with school-home relations	97.7%	88.8%	92.5%

*Only students at the highest elementary school grade level at this school and their parents were included.

REPORT OF PRINCIPAL AND SCHOOL IMPROVEMENT COUNCIL

Kensington Elementary School continues to strive for excellence in academics, citizenship, and educational opportunities for all students. We continue to maintain high expectations for our students as we encourage them to become not only excellent students, but productive and model citizens. Students helping one another and contributing to the community is an integral part of their education. Our emphasis on educational opportunities for our students is reflected in student learning outside the traditional classroom environment through field trips, outside learning activities, invited speakers/guests, and web-based learning activities. Our annual Spotlight on the Arts and Family Art Night showcase the artistic and vocal talents of our students and staff. New technology has provided students with a new source of information that engages them in the learning process and increases their enthusiasm for learning. Results and data from PASS tests, MAP tests, DIBELS, and other formative and informative assessments assist us in differentiating instruction that is needed to meet the needs of individual student. Kensington's academic performance continues to show that our efforts in improved and differentiated instructional strategies are successful. We were awarded the Palmetto Silver Award for General Performance based on the students' performance on the Palmetto Assessment of State Standards (PASS). Our continued efforts will hopefully result in GOLD status in the years to come. Our accomplished faculty and staff continue to work diligently to meet the needs of our diverse student population. Many of our faculty and staff members are currently enrolled in degree programs and/or are taking courses to enhance their instructional strategies. One of them is Mrs. Danielle Black, our current Teacher of the Year, and finalist for District Teacher of the Year. Collectively, we have also been awarded over \$13,000 in grants and services to meet classroom and literacy needs. Several teachers are participated in a Nature-Based Inquiry Project which culminated with Kamp Koala, a science-based outside learning center for teachers and students to enjoy for years to come.

Our accomplishments would not be possible without the support we receive from our parents, extended family, community, and business partners. Our PTA, under the leadership of Heather Stone, provides our staff and students with many resources and services throughout the year. Among them are quality volunteers like Gloria Nesbit, our Volunteer of the Year! The School Improvement Council has been taking a closer look at school data and charting ideas that will enable all students to become an integral part of the school family through various learning options.

Fedrick Cohens, Principal
 Amanda Scogin, SIC Chairperson

Comprehensive detail, including definitions of ratings, performance criteria, and explanations of status, is available on www.ed.sc.gov and www.eoc.sc.gov as well as school and school district websites.

Printed versions are available from school districts upon request.

Abbreviations Key

N/A Not Applicable N/AV Not Available N/C Not Collected N/R Not Reported I/S Insufficient Sample TBD To be determined
 NI Newly Identified CSI Continuing School Improvement CA Corrective Action RP Plan to Restructure R Restructure DELAY School Improvement Status HOLD School Improvement Status