



SC Annual School Report Card Summary

McCrorey Liston School of Technology
 The School District of Fairfield County
 Grades: PK-6 Enrollment: 217
 Principal: Chandra Bell
 Superintendent: Dr. Floride Calvert
 Board Chair: Andrea Harrison

PERFORMANCE

Comprehensive detail, including definitions of ratings, performance criteria, and explanations of status, is available on www.ed.sc.gov and www.eoc.sc.gov as well as school and school district websites. Printed versions are available from school districts upon request.

YEAR	ABSOLUTE RATING	GROWTH RATING	PALMETTO GOLD AND SILVER AWARD		ESEA/FEDERAL ACCOUNTABILITY RATING SYSTEM	
			General Performance	Closing the Gap	ESEA Grade	Accountability Indicator
2012	Below Average	Average	TBD	TBD	B	Reward
2011	Average	Average	Silver	N/A	Met	N/A
2010	Below Average	Average	N/A	N/A	Met	N/A

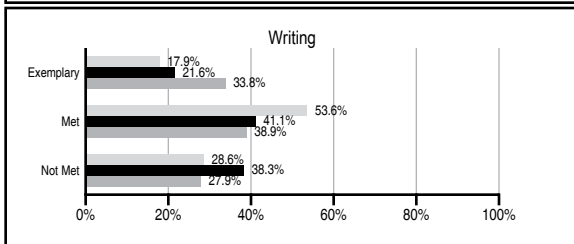
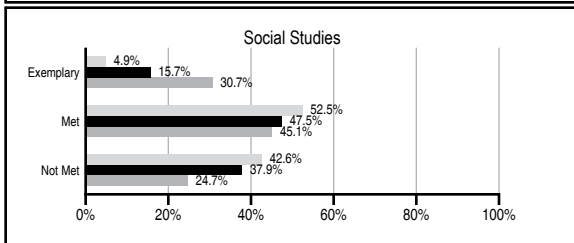
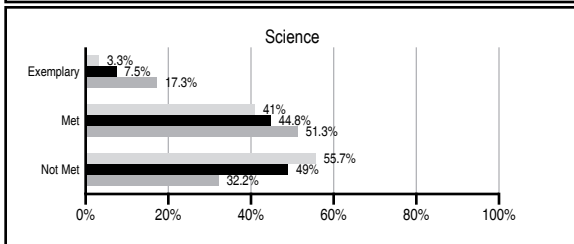
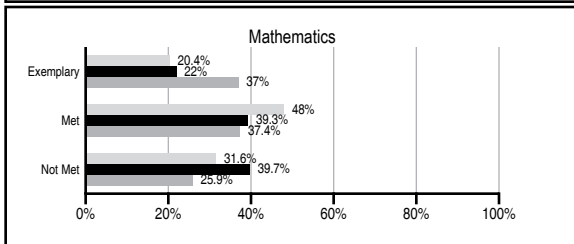
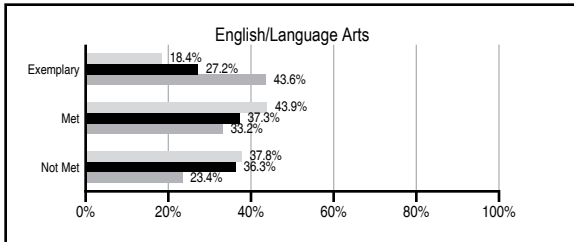
ABSOLUTE RATINGS OF ELEMENTARY SCHOOLS WITH STUDENTS LIKE OURS*

EXCELLENT	GOOD	AVERAGE	BELOW AVERAGE	AT-RISK
2	10	83	47	19

* Ratings are calculated with data available by 11/07/2012. Schools with Students Like Ours are Elementary Schools with Poverty Indices of no more than 5% above or below the index for this school.

PASS PERFORMANCE

Our School
 Elementary Schools with Students Like Ours
 Elementary schools statewide



NAEP PERFORMANCE*

* Performance reported for SC and nation, data not available at school level. Percentages at NAEP Achievement Levels.



SC PERFORMANCE VISION

By 2020 all students will graduate with the knowledge and skills necessary to compete successfully in the global economy, participate in a democratic society and contribute positively as members of families and communities.

Abbreviations Key

N/A Not Applicable N/AV Not Available N/C Not Collected N/R Not Reported I/S Insufficient Sample TBD To be determined

McCrorey Liston School of Technology
[The School District of Fairfield County]

SCHOOL PROFILE

	Our School	Change from Last Year	Elementary Schools with Students Like Ours	Median Elementary School
Students (n=217)				
Retention rate	1.9%	Down from 2.1%	1.3%	1.0%
Attendance rate	97.8%	Down from 99.6%	96.3%	96.6%
Served by gifted and talented program	N/AV	N/AV	N/AV	N/AV
With disabilities other than speech	N/AV	N/AV	N/AV	N/AV
Older than usual for grade	N/AV	N/AV	N/AV	N/AV
Out-of-school suspensions or expulsions for violent and/or criminal offenses	0.0%	No Change	0.0%	0.0%
Teachers (n=17)				
Teachers with advanced degrees	58.8%	Down from 62.5%	62.5%	63.0%
Continuing contract teachers	N/AV	N/AV	N/AV	N/AV
Teachers returning from previous year	83.0%	Up from 81.9%	85.4%	88.7%
Teacher attendance rate	94.3%	Down from 95.5%	95.4%	95.1%
Average teacher salary*	\$46,559	Down 0.8%	\$45,018	\$47,210
Classes not taught by highly qualified teachers	0.0%	Down from 1.3%	0.0%	0.0%
Professional development days/teacher	14.3 days	Up from 12.8 days	9.7 days	10.5 days
School				
Principal's years at school	5.0	Up from 4.0	4.0	4.0
Student-teacher ratio in core subjects	N/R	N/R	18.0 to 1	20.0 to 1
Prime instructional time	91.2%	Down from 93.7%	90.7%	90.5%
Opportunities in the arts	Good	No Change	Good	Good
SACS accreditation	Yes	No Change	Yes	Yes
Parents attending conferences	91.4%	Down from 94.5%	100.0%	100.0%
Character development program	Good	Down from Excellent	Excellent	Excellent
Dollars spent per pupil**	\$10,136	Up 1.1%	\$8,384	\$7,247
Percent of expenditures for instruction**	61.9%	Up from 61.5%	66.1%	68.2%
Percent of expenditures for teacher salaries**	55.4%	Down from 58.6%	62.9%	65.7%
ESEA composite index score	87.4	N/A	83.3	91.9

* Length of contract = 185+ days.

** Prior year audited financial data available.

EVALUATION RESULTS

	Teachers	Students*	Parents*
Number of surveys returned	12	29	24
Percent satisfied with learning environment	90.9%	89.7%	77.3%
Percent satisfied with social and physical environment	100.0%	100.0%	91.3%
Percent satisfied with school-home relations	75.0%	89.7%	86.4%

*Only students at the highest elementary school grade level at this school and their parents were included.

REPORT OF PRINCIPAL AND SCHOOL IMPROVEMENT COUNCIL

McCrorey-Liston School of Technology (MLST) made tremendous strides towards academic excellence through the implementation of best practices in instruction, and by implementing a new technology initiative during the 2011-2012 school year, which allowed for technology integration in all content areas. The students and teachers were engaged in using various forms of technology to enhance their standards-based lessons, while using a hands-on approach to instruction. Teachers participated in professional development opportunities on technology integration, and also implemented Project Based Learning in their classrooms to enhance instruction.

This year, improved academic performance and character development were priority areas for our students. The Early Bird Club was established in an effort to allow students the opportunity to receive intervention support in developing skills identified through formative and summative assessment data. Character development was addressed through school-wide character education and prevention programs.

In addition to opportunities for academic and character development, MLST students were recognized this year for their artistic talents. Several students had visual artwork displayed for school and district events, while others participated through song and dance during the Fairfield County Arts Showcase. Students in grades five and six were afforded the opportunity to work with an Artist in Residence to create a beautiful tiled mural that depicted the school's eagle mascot. This mural now adorns the school's entrance.

In addition to fostering the many talents at MLST, the Parent Teacher Association (PTA) and School Improvement Council (SIC) supported numerous school-wide activities for our students, teachers, and community. The PTA and the SIC teamed up to launch a school beautification project. The SIC established and achieved its goal of promoting student reading, through which the top three readers in the school were awarded prizes. The support of students, parents, and community stakeholders was outstanding!

Students at MLST took an active role in supporting others through service learning projects, as students raised funds for the American Cancer Society's Relay for Life and for the Leukemia Society's Pennies for Patients efforts. Additionally, contributions were made to the American Heart Association.

Through the efforts of proud students, excellent faculty and staff, committed parents, and the support of the community at large, McCrorey-Liston School of Technology is continuing a tradition to "Aim High, Fly High, and Achieve High!"

Chandra Bell, Principal

Roberta Heyward, SIC Chairperson

Comprehensive detail, including definitions of ratings, performance criteria, and explanations of status, is available on www.ed.sc.gov and www.eoc.sc.gov as well as school and school district websites.

Printed versions are available from school districts upon request.

Abbreviations Key

N/A Not Applicable N/AV Not Available N/C Not Collected N/R Not Reported I/S Insufficient Sample TBD To be determined

NI Newly Identified CSI Continuing School Improvement CA Corrective Action RP Plan to Restructure R Restructure DELAY School Improvement Status HOLD School Improvement Status