



SC Annual School Report Card Summary

Kelly Miller Elementary School
 The School District of Fairfield County
 Grades: PK-6 Enrollment: 282
 Principal: Kathy Woodard
 Superintendent: Dr. Floride Calvert
 Board Chair: Andrea Harrison

PERFORMANCE

Comprehensive detail, including definitions of ratings, performance criteria, and explanations of status, is available on www.ed.sc.gov and www.eoc.sc.gov as well as school and school district websites. Printed versions are available from school districts upon request.

YEAR	ABSOLUTE RATING	GROWTH RATING	PALMETTO GOLD AND SILVER AWARD		ESEA/FEDERAL ACCOUNTABILITY RATING SYSTEM	
			General Performance	Closing the Gap	ESEA Grade	Accountability Indicator
2012	Average	Average	TBD	TBD	A	Reward
2011	Average	Excellent	Gold	Silver	Met	N/A
2010	Average	Excellent	Gold	Silver	Met	N/A

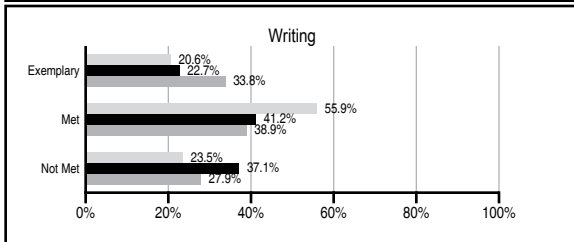
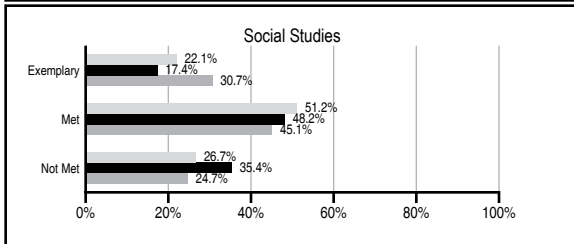
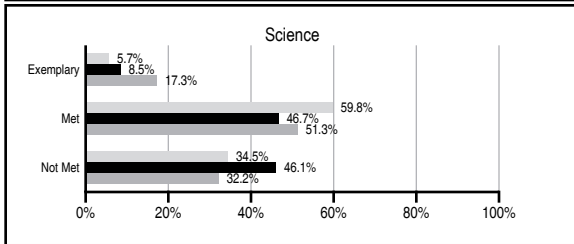
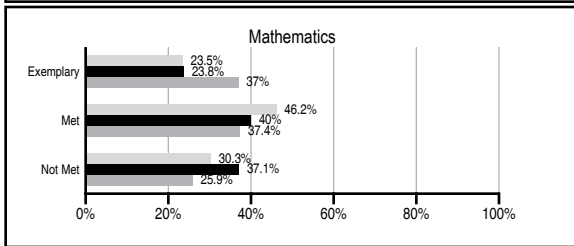
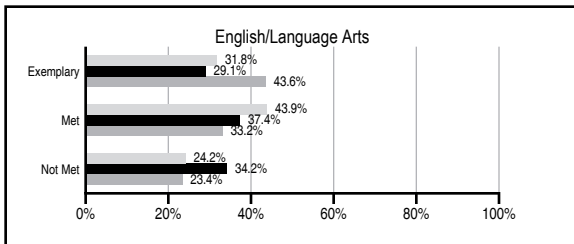
ABSOLUTE RATINGS OF ELEMENTARY SCHOOLS WITH STUDENTS LIKE OURS*

EXCELLENT	GOOD	AVERAGE	BELOW AVERAGE	AT-RISK
4	13	112	43	15

* Ratings are calculated with data available by 11/07/2012. Schools with Students Like Ours are Elementary Schools with Poverty Indices of no more than 5% above or below the index for this school.

PASS PERFORMANCE

Our School
 Elementary Schools with Students Like Ours
 Elementary schools statewide



NAEP PERFORMANCE*

* Performance reported for SC and nation, data not available at school level. Percentages at NAEP Achievement Levels.



SC PERFORMANCE VISION

By 2020 all students will graduate with the knowledge and skills necessary to compete successfully in the global economy, participate in a democratic society and contribute positively as members of families and communities.

Abbreviations Key

N/A Not Applicable N/AV Not Available N/C Not Collected N/R Not Reported I/S Insufficient Sample TBD To be determined

Kelly Miller Elementary School
[The School District of Fairfield County]

SCHOOL PROFILE

	Our School	Change from Last Year	Elementary Schools with Students Like Ours	Median Elementary School
Students (n=282)				
Retention rate	0.8%	Down from 1.9%	1.3%	1.0%
Attendance rate	96.6%	Down from 97.5%	96.3%	96.6%
Served by gifted and talented program	N/AV	N/AV	N/AV	N/AV
With disabilities other than speech	N/AV	N/AV	N/AV	N/AV
Older than usual for grade	N/AV	N/AV	N/AV	N/AV
Out-of-school suspensions or expulsions for violent and/or criminal offenses	0.4%	Up from 0.0%	0.0%	0.0%
Teachers (n=22)				
Teachers with advanced degrees	81.8%	Up from 70.0%	61.1%	63.0%
Continuing contract teachers	N/AV	N/AV	N/AV	N/AV
Teachers returning from previous year	88.2%	Up from 85.8%	85.7%	88.7%
Teacher attendance rate	91.5%	Down from 92.4%	95.2%	95.1%
Average teacher salary*	\$44,828	Up 4.4%	\$45,361	\$47,210
Classes not taught by highly qualified teachers	11.5%	Up from 0.0%	0.0%	0.0%
Professional development days/teacher	13.6 days	Up from 11.6 days	10.6 days	10.5 days
School				
Principal's years at school	4.0	Up from 3.0	4.0	4.0
Student-teacher ratio in core subjects	11.5 to 1	Down from 13.5 to 1	18.5 to 1	20.0 to 1
Prime instructional time	85.4%	Down from 88.0%	90.5%	90.5%
Opportunities in the arts	Good	No Change	Good	Good
SACS accreditation	Yes	No Change	Yes	Yes
Parents attending conferences	100.0%	No Change	100.0%	100.0%
Character development program	Excellent	No Change	Excellent	Excellent
Dollars spent per pupil**	\$9,420	Up 3.0%	\$7,914	\$7,247
Percent of expenditures for instruction**	63.2%	Down from 64.0%	67.1%	68.2%
Percent of expenditures for teacher salaries**	60.5%	Down from 61.4%	63.6%	65.7%
ESEA composite index score	94.5	N/A	87.0	91.9

* Length of contract = 185+ days.

** Prior year audited financial data available.

EVALUATION RESULTS

	Teachers	Students*	Parents*
Number of surveys returned	17	35	24
Percent satisfied with learning environment	70.6%	71.4%	73.9%
Percent satisfied with social and physical environment	70.6%	65.7%	82.6%
Percent satisfied with school-home relations	50.0%	91.4%	73.9%

*Only students at the highest elementary school grade level at this school and their parents were included.

REPORT OF PRINCIPAL AND SCHOOL IMPROVEMENT COUNCIL

Kelly Miller Elementary School, located in a rural community in Fairfield County, is a school at which all stakeholders are committed to providing a nurturing environment that ensures all students can soar academically. The students at Kelly Miller were greeted on the first day with an opening school-wide ceremony recognizing them as "STARS"- Students Treating All with Respect. Every student walked the red carpet as he/she left the school-wide ceremony to enter his/her classroom. The school year concluded with a STAR Ball Celebration. At Kelly Miller, we inducted twelve new fifth and sixth grade students into the National Junior Beta Club. Our Beta Club attended the National Junior Beta Club Conference and we were recognized for our dance performance. Teachers at Kelly Miller Elementary School provide a standards-based curriculum; and utilize data from weekly common assessments, Measures of Academic Progress (MAP), and computer assisted instruction (Study Island). The results from the assessments provide detailed information to determine each child's strengths and weaknesses in the core curriculum, so as to guide instruction.

The students at Kelly Miller Elementary School continue to make gains on the Palmetto Assessment of State Standards, as the performance of our students allowed Kelly Miller to meet Adequate Yearly Progress (AYP), and earn Palmetto Gold and Silver for two consecutive years. One of our fifth grade students achieved a PERFECT score on the English Language Arts portion of PASS!! Kelly Miller continues to partner with Chameleon Inspirations Learning Center, SCANA Homework Center, and Winthrop University to promote excellence in education for all students.

At Kelly Miller Elementary School, service to others is an important component of each student's education. Such activities as Pennies for Patients and Relay for Life allowed our students and staff to demonstrate support of others. Additionally, during the Thanksgiving holiday, we provided Thanksgiving Baskets for identified families within the Kelly Miller Elementary School community.

This school year we implemented a Beginner's Band program for students in fifth and sixth grades. Our students attended band class two days per week, and were taught to read and perform music, which allowed them to showcase their talent during various school events. With the support of the Kelly Miller community, Kelly Miller will continue to strive to provide our students with the essential tools needed to be successful in life.

Lillian R. Potter Arnold, Principal
 Tobias Chappell, SIC Chairperson

Comprehensive detail, including definitions of ratings, performance criteria, and explanations of status, is available on www.ed.sc.gov and www.eoc.sc.gov as well as school and school district websites.

Printed versions are available from school districts upon request.

Abbreviations Key

N/A Not Applicable N/AV Not Available N/C Not Collected N/R Not Reported I/S Insufficient Sample TBD To be determined
 NI Newly Identified CSI Continuing School Improvement CA Corrective Action RP Plan to Restructure R Restructure DELAY School Improvement Status HOLD School Improvement Status