

# SC Annual School Report Card Summary

Applied Technology Center  
 Grades: 9-12 Enrollment: 1,820  
 Director: Don Gillman  
 Board Chair: Bob Norwood  
 Superintendent: Dr. Lynn P. Moody

## PERFORMANCE

Comprehensive detail, including definitions of ratings, performance criteria, and explanations of status, is available on [www.ed.sc.gov](http://www.ed.sc.gov) and [www.eoc.sc.gov](http://www.eoc.sc.gov) as well as school and school district websites. Printed versions are available from school districts upon request.

YEAR	ABSOLUTE RATING	GROWTH RATING	PALMETTO GOLD AND SILVER AWARD		ESEA/FEDERAL ACCOUNTABILITY RATING SYSTEM	
			General Performance	Closing the Gap	ESEA Grade	Accountability Indicator
2012	Excellent	Average	TBD	TBD	Met	N/A
2011	Good	Below Average	N/A	N/A	Met	N/A
2010	Good	Below Average	N/A	N/A	Met	N/A

## ABSOLUTE RATINGS OF CAREER CENTERS IN SC\*

EXCELLENT	GOOD	AVERAGE	BELOW AVERAGE	AT-RISK
20	9	4	4	2

\* Ratings are calculated with data available by 12/13/2012. All Career Centers in South Carolina are included.

## TECHNICAL SKILL ATTAINMENT

The percentage of students enrolled in career and technology courses at a center who earn a 2.0 or above on the final course grade.

Our Center		State Center Average (%)	
n	%	n	%
1442	89.5%		89.2%

## GRADUATION RATE

The number of 12th grade career technology education students who graduate in the spring is divided by the number of 12th graders enrolled in the center and converted to a percentage.

Our Center		State Center Average (%)	
n	%	n	%
407	96.3%		95.4%

## PLACEMENT RATE


The number of career and technology completers who are available for placement in postsecondary instruction, military services, or employment is divided into the number of students over a three-year period who are actually placed and converted to a percentage. This criterion mirrors the Perkins standard.

Our Center		State Center Average (%)	
n	%	n	%
371	96.5%		96.5%


## NAEP PERFORMANCE\*

\* Performance reported for SC and nation, data not available at school level. Percentages at NAEP Achievement Levels.


### READING – GRADE 8 (2011)



### MATH – GRADE 8 (2011)



### SCIENCE – GRADE 8 (2009)



## SC PERFORMANCE VISION

*By 2020 all students will graduate with the knowledge and skills necessary to compete successfully in the global economy, participate in a democratic society and contribute positively as members of families and communities.*

### Abbreviations Key

N/A Not Applicable N/AV Not Available N/C Not Collected N/R Not Reported I/S Insufficient Sample TBD To be determined

# Applied Technology Center [York 3]

## SCHOOL PROFILE

	Our Center	Change from Last Year	Median Career Center
<b>Students (n=1,820)</b>			
With disabilities other than speech	8.7%	Down from 8.8%	8.9%
Career/technology students in co-curricular organizations	4.3%	Down from 4.9%	19.4%
Enrollment in career/technology courses	1820	Down from 1827	619
Students participating in work-based experiences	33.1%	Up from 31.5%	15.2%
<b>Teachers (n=27)</b>			
Teachers with advanced degrees	18.5%	Down from 23.8%	26.1%
Continuing contract teachers	55.6%	Down from 57.1%	73.1%
Teachers returning from previous year	92.5%	Down from 92.9%	90.4%
Teacher attendance rate	95.7%	Down from 96.7%	95.5%
Average teacher salary*	\$48,586	Up 6.3%	\$47,713
Professional development days/teacher	8.9 days	Up from 8.4 days	11.0 days
<b>Center</b>			
Director's years at Center	10.0	Up from 9.0	6.5
Dollars spent per pupil**	\$1,280	Down 18.7%	\$3,345
Percent of expenditures for teacher salaries**	60.4%	Up from 57.9%	56.2%
Percent of expenditures for instruction**	69.0%	Up from 68.2%	66.0%
Parents attending conferences	83.8%	Down from 99.8%	77.0%

\* Length of contract = 185+ days.

\*\* Prior year audited financial data available.

## EVALUATION RESULTS

	Teachers	Students*	Parents*
Number of surveys returned	25	228	18
Percent satisfied with learning environment	100.0%	94.7%	75.0%
Percent satisfied with social and physical environment	96.0%	90.3%	81.3%
Percent satisfied with school-home relations	79.2%	87.2%	72.2%

\* Only eleventh grade students and their parents were included.

## REPORT OF DIRECTOR AND SCHOOL IMPROVEMENT COUNCIL

Dear Parent / Guardian: Rock Hill School District's Applied Technology Center (ATC) provides career and technical education programs of study for students enrolled at either of the district's three high schools... Northwestern, Rock Hill, or South Pointe High School. ATC is fully accredited by the Southern Association of Colleges and Schools, and offers a variety of career-based courses; such as, Pre-Engineering, Industrial Trades Technology, Culinary Arts, Videography and Editing, Digital Art and Design, Graphic Design and Printing, Cosmetology, Fundamentals of Teaching, Medical Science Technology, Marketing, Personal Finance, Pharmacology, Architectural Drafting, Landscape Design, Turf Management, and our newest program Material Handling and Logistics. Exposure to these career related courses provide our students with both theory and practical experiences from which to make informed decisions regarding their eventual career path, as well as the post secondary experience necessary to achieve their career goals. Making career decisions after high school can be extremely costly in terms of time and expense. By taking courses at ATC students may graduate from high school with a more definitive education plan beyond high school, and a greater likelihood of deciding on and achieving their career goal. Our students are placed in learning environments that reflect the 21st century work-place; therefore, preparing them for immediate success in careers of the future. ATC is proud to partner with York Technical College and Winthrop University to offer courses that align curriculum and course requirements with compatible courses at each respective school of higher learning. Participation in the Early College program provides students the option of being dually enrolled in courses to receive both high school and college credit. Many programs of study at ATC offer up to six college credits that may be applied toward a program degree or certification. Accomplished students in each of our career and technical programs participate in skills competition across the state and nationally with other students in related career and technical programs. ATC is recognized state wide as being highly competitive in each category. Students in the Cosmetology program are eligible to receive their state license upon successfully completing the theory and practical portion of the state certification exam. Our students have earned a 100% pass rate on the exam over the past several years. Our faculty and staff invite the community to visit their school to learn more about the "best kept education secret in Rock Hill", where students are prepared to learn, grow, and thrive in the 21st century.

Don Gillman, Director Alan Howie, SIC Chairperson

Comprehensive detail, including definitions of ratings, performance criteria, and explanations of status, is available on [www.ed.sc.gov](http://www.ed.sc.gov) and [www.eoc.sc.gov](http://www.eoc.sc.gov) as well as school and school district websites.

Printed versions are available from school districts upon request.

### Abbreviations Key

N/A Not Applicable N/AV Not Available N/C Not Collected N/R Not Reported I/S Insufficient Sample TBD To be determined

NI Newly Identified CSI Continuing School Improvement CA Corrective Action RP Plan to Restructure R Restructure DELAY School Improvement Status HOLD School Improvement Status