

# SC Annual School Report Card Summary

**APPLIED TECHNOLOGY EDUCATION CENTER**  
**Grades: 9-12** **Enrollment: 881**  
**Director:**  
**Board Chair: Mara H. Jones**  
**Superintendent: Frank E. Morgan, Ed.D.**

## PERFORMANCE

Comprehensive detail, including definitions of ratings, performance criteria, and explanations of status, is available on [www.ed.sc.gov](http://www.ed.sc.gov) and [www.eoc.sc.gov](http://www.eoc.sc.gov) as well as school and school district websites. Printed versions are available from school districts upon request.

YEAR	ABSOLUTE RATING	GROWTH RATING	PALMETTO GOLD AND SILVER AWARD		ESEA/FEDERAL ACCOUNTABILITY RATING SYSTEM	
			General Performance	Closing the Gap	ESEA Grade	Accountability Indicator
2012	Excellent	Good	TBD	TBD	Met	N/A
2011	Excellent	Excellent	Gold	N/A	Met	N/A
2010	Good	Below Average	N/A	N/A	Met	N/A

## ABSOLUTE RATINGS OF CAREER CENTERS IN SC\*

EXCELLENT	GOOD	AVERAGE	BELOW AVERAGE	AT-RISK
20	9	4	4	2

\* Ratings are calculated with data available by 12/13/2012. All Career Centers in South Carolina are included.

## TECHNICAL SKILL ATTAINMENT

The percentage of students enrolled in career and technology courses at a center who earn a 2.0 or above on the final course grade.

Our Center		State Center Average (%)	
n	%	n	%
720	92.6%		89.2%

## GRADUATION RATE

The number of 12th grade career technology education students who graduate in the spring is divided by the number of 12th graders enrolled in the center and converted to a percentage.

Our Center		State Center Average (%)	
n	%	n	%
149	97.3%		95.4%

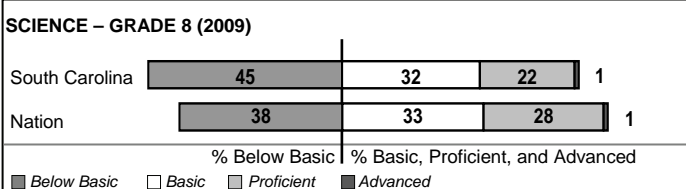


## PLACEMENT RATE

The number of career and technology completers who are available for placement in postsecondary instruction, military services, or employment is divided into the number of students over a three-year period who are actually placed and converted to a percentage. This criterion mirrors the Perkins standard.

Our Center		State Center Average (%)	
n	%	n	%
468	97.7%		96.5%

## NAEP PERFORMANCE\*

\* Performance reported for SC and nation, data not available at school level. Percentages at NAEP Achievement Levels.



## SC PERFORMANCE VISION

*By 2020 all students will graduate with the knowledge and skills necessary to compete successfully in the global economy, participate in a democratic society and contribute positively as members of families and communities.*

### Abbreviations Key

N/A Not Applicable N/AV Not Available N/C Not Collected N/R Not Reported I/S Insufficient Sample TBD To be determined

# APPLIED TECHNOLOGY EDUCATION CENTER [Kershaw

## SCHOOL PROFILE

	Our Center	Change from Last Year	Median Career Center
<b>Students (n=881)</b>			
With disabilities other than speech	6.5%	Down from 7.5%	8.9%
Career/technology students in co-curricular organizations	8.3%	Down from 8.7%	19.4%
Enrollment in career/technology courses	881	Up from 843	619
Students participating in work-based experiences	29.2%	Up from 23.8%	15.2%
<b>Teachers (n=16)</b>			
Teachers with advanced degrees	25.0%	Up from 18.8%	26.1%
Continuing contract teachers	81.3%	No Change	73.1%
Teachers returning from previous year	90.9%	Up from 89.2%	90.4%
Teacher attendance rate	95.7%	Down from 96.8%	95.5%
Average teacher salary*	\$47,398	Up 2.3%	\$47,713
Professional development days/teacher	N/R	N/R	11.0 days
<b>Center</b>			
Director's years at Center	N/R	N/R	6.5
Dollars spent per pupil**	\$2,713	Down 2.6%	\$3,345
Percent of expenditures for teacher salaries**	45.2%	Down from 46.3%	56.2%
Percent of expenditures for instruction**	59.7%	Down from 60.2%	66.0%
Parents attending conferences	N/R	N/R	77.0%

\* Length of contract = 185+ days.

\*\* Prior year audited financial data available.

## EVALUATION RESULTS

	Teachers	Students*	Parents*
Number of surveys returned	18	134	84
Percent satisfied with learning environment	100.0%	93.3%	89.9%
Percent satisfied with social and physical environment	100.0%	94.7%	85.2%
Percent satisfied with school-home relations	94.4%	91.3%	80.2%

\* Only eleventh grade students and their parents were included.

## REPORT OF DIRECTOR AND SCHOOL IMPROVEMENT COUNCIL

The Applied Technology Education Campus (ATEC), as the career and technology education center for the Kershaw County School District, serves approximately 900 students from Camden, Lugoff-Elgin and North Central high schools. Sixteen programs are offered in accordance with standards set by the S.C. Department of Education and are accredited by the Southern Association of Colleges and Schools, Council on Accreditation and School Improvement. ATEC is committed to providing students with the technological and academic skills necessary to compete effectively in the workplace and pursue post-secondary education. Implementing improved technology is a major focus for all programs. In accordance with the state Education Economic Development Act, ATEC's curriculum incorporates career clusters and career majors. Many students participate in work-based learning opportunities such as shadowing and internships.

ATEC exceeded the following federal standards used to measure student and school achievement in career and technology education: technical skill attainment, secondary school completion, student graduation rates, secondary placement, and nontraditional completion. As a result, ATEC was named a Palmetto Gold winner.

During 2011-2012, ATEC continued to reach out to the community and perform noteworthy service. ATEC students collected a record 1003 jars of peanut butter for Christian Community Ministries during the fall semester and raised more than \$2500 for Relay for Life during the spring semester. For the second straight year, ATEC led all district schools with the highest per capita giving to the United Way.

Twelve of ATEC's 16 programs are associated with an industry-recognized certification. The building construction and precision metalworking programs have NCCER (National Center for Construction Education and Research) certification in carpentry and industrial maintenance. Students who complete these programs and pass prescribed exams have mastered competencies in the certified areas. Students who complete nursing and cosmetology may graduate with licenses to practice in those professions. Computer maintenance certification is available through A+.

Students demonstrated outstanding performance both in and outside the classroom. Nursing and health science students won 23 medals in the Health Occupations Students of America (HOSA) state competition. ATEC students won first and second places in computer maintenance in the SkillsUSA state competition. Enrollment in the National Technical Honor Society increased as a record 117 new students were inducted this year.

Chet R. Horton, Director, Applied Technology Education Campus  
David Weaver, Chairman, School Improvement Council

Comprehensive detail, including definitions of ratings, performance criteria, and explanations of status, is available on [www.ed.sc.gov](http://www.ed.sc.gov) and [www.eoc.sc.gov](http://www.eoc.sc.gov) as well as school and school district websites.

Printed versions are available from school districts upon request.

### Abbreviations Key

N/A Not Applicable N/AV Not Available N/C Not Collected N/R Not Reported I/S Insufficient Sample TBD To be determined

NI Newly Identified CSI Continuing School Improvement CA Corrective Action RP Plan to Restructure R Restructure DELAY School Improvement Status HOLD School Improvement Status