



SC Annual School Report Card Summary

Enree Career and Technology Center
 Grades: 10-12 Enrollment: 506
 Director: Mike Parris
 Board Chair: Mr. Roger Meek
 Superintendent: Mr. Burke Royster

PERFORMANCE

Comprehensive detail, including definitions of ratings, performance criteria, and explanations of status, is available on www.ed.sc.gov and www.eoc.sc.gov as well as school and school district websites. Printed versions are available from school districts upon request.

| YEAR | ABSOLUTE RATING | GROWTH RATING | PALMETTO GOLD AND SILVER AWARD | | ESEA/FEDERAL ACCOUNTABILITY RATING SYSTEM | |
|------|-----------------|---------------|--------------------------------|-----------------|---|--------------------------|
| | | | General Performance | Closing the Gap | ESEA Grade | Accountability Indicator |
| 2012 | Average | Below Average | TBD | TBD | Met | N/A |
| 2011 | Average | At-Risk | N/A | N/A | Met | N/A |
| 2010 | Excellent | Excellent | Gold | N/A | Met | N/A |

ABSOLUTE RATINGS OF CAREER CENTERS IN SC*

| EXCELLENT | GOOD | AVERAGE | BELOW AVERAGE | AT-RISK |
|-----------|------|---------|---------------|---------|
| 20 | 9 | 4 | 4 | 2 |

* Ratings are calculated with data available by 12/13/2012. All Career Centers in South Carolina are included.

TECHNICAL SKILL ATTAINMENT

The percentage of students enrolled in career and technology courses at a center who earn a 2.0 or above on the final course grade.

| Our Center | | State Center Average (%) | |
|------------|-------|--------------------------|-------|
| n | % | n | % |
| 477 | 92.9% | | 89.2% |

GRADUATION RATE

The number of 12th grade career technology education students who graduate in the spring is divided by the number of 12th graders enrolled in the center and converted to a percentage.

| Our Center | | State Center Average (%) | |
|------------|-------|--------------------------|-------|
| n | % | n | % |
| 124 | 86.3% | | 95.4% |

PLACEMENT RATE


The number of career and technology completers who are available for placement in postsecondary instruction, military services, or employment is divided into the number of students over a three-year period who are actually placed and converted to a percentage. This criterion mirrors the Perkins standard.

| Our Center | | State Center Average (%) | |
|------------|-------|--------------------------|-------|
| n | % | n | % |
| 119 | 94.1% | | 96.5% |


NAEP PERFORMANCE*

* Performance reported for SC and nation, data not available at school level. Percentages at NAEP Achievement Levels.


READING – GRADE 8 (2011)



MATH – GRADE 8 (2011)



SCIENCE – GRADE 8 (2009)



SC PERFORMANCE VISION

By 2020 all students will graduate with the knowledge and skills necessary to compete successfully in the global economy, participate in a democratic society and contribute positively as members of families and communities.

Abbreviations Key

N/A Not Applicable N/AV Not Available N/C Not Collected N/R Not Reported I/S Insufficient Sample TBD To be determined

Enoree Career and Technology Center [Greenville]

SCHOOL PROFILE

| | Our Center | Change from Last Year | Median Career Center |
|---|------------|-----------------------|----------------------|
| Students (n=506) | | | |
| With disabilities other than speech | 8.9% | Down from 14.1% | 8.9% |
| Career/technology students in co-curricular organizations | 3.2% | Down from 76.5% | 19.4% |
| Enrollment in career/technology courses | 506 | Up from 404 | 619 |
| Students participating in work-based experiences | 14.6% | Up from 2.2% | 15.2% |
| Teachers (n=18) | | | |
| Teachers with advanced degrees | 22.2% | Down from 23.5% | 26.1% |
| Continuing contract teachers | 66.7% | Down from 76.5% | 73.1% |
| Teachers returning from previous year | 84.0% | Up from 81.6% | 90.4% |
| Teacher attendance rate | 95.6% | Up from 88.3% | 95.5% |
| Average teacher salary* | \$44,382 | Down 1.1% | \$47,713 |
| Professional development days/teacher | 11.2 days | Down from 11.4 days | 11.0 days |
| Center | | | |
| Director's years at Center | 6.0 | Up from 5.0 | 6.5 |
| Dollars spent per pupil** | \$4,146 | Up 8.0% | \$3,345 |
| Percent of expenditures for teacher salaries** | 63.1% | Down from 64.7% | 56.2% |
| Percent of expenditures for instruction** | 73.0% | Up from 70.5% | 66.0% |
| Parents attending conferences | 100.0% | No Change | 77.0% |

* Length of contract = 185+ days.

** Prior year audited financial data available.

EVALUATION RESULTS

| | Teachers | Students* | Parents* |
|--|----------|-----------|----------|
| Number of surveys returned | 14 | 88 | 12 |
| Percent satisfied with learning environment | 100.0% | 92.0% | 66.7% |
| Percent satisfied with social and physical environment | 100.0% | 91.8% | 75.0% |
| Percent satisfied with school-home relations | 92.9% | 90.8% | 91.7% |

* Only eleventh grade students and their parents were included.

REPORT OF DIRECTOR AND SCHOOL IMPROVEMENT COUNCIL

Enoree Career and Technology Center is located in Northern Greenville County, south of Travelers Rest. The center was built in 1973, and a four million dollar renovation was completed during the 2005 school year. Enoree Career and Technology Center serves students primarily from Berea, Carolina, Travelers Rest, and Wade Hampton High School; however, students from any Greenville County high school may elect to attend the center for specialized career courses. The programs/ courses taught at Enoree include Automotive Collision Repair, Automotive Technology, Building Construction, Gerontology, Medical Terminology, Health Science, Cosmetology, Early Childhood, Emergency Responder, Pharmacy Tech, Law Enforcement, Graphic Arts, Fashion Merchandising, Career Development/ Rotation, Sports Medicine, and Web Page Design. Many of the courses taught at Enoree are dual-credit or have an articulation agreement in place with Greenville Tech. All programs are offered in accordance with the standards established by the SC State Department of Education Office of Career and Technology Education. Our Cosmetology students had a 100% success rate on the State Cosmetology Certification for the fourth straight year. Our Law Enforcement students had a 100% success rate in the National Dispatch Certification Exam with one student scoring a perfect score. Our Gerontology program had 85% success rate on their National Certification Exam. Building Construction has received National Center for Construction Education and Research (NCCER) certification. Our Health Sciences department meets DHEC standards and the Gerontology program is certified by the State of South Carolina. Our Emergency Responder program receives Red Cross certification in CPR and AED. Every second year student received academic assistance by using the WIN Employment skills training software and 81% of these students received a Work Keys Employment Skills Certificate. Enoree selects students of the month in each program at the school. Students of the year in each program were recognized at the Center's awards day, as well as director's awards winners, citizenship awards winners and scholarship recipients. Outstanding students are awarded membership in the National Technical Honor Society. Enoree offers single semester introduction courses in almost every program at the center. This change in scheduling, along with the staff's recruitment efforts, has resulted in a dramatic increase in enrollment over the past five years. Enoree maintains a great degree of flexibility in classes and curriculum in order to meet the needs of our students, their home base schools, and the community around us. Our goal is to prepare our students for the next step, whether it is entering the work force or continuing their education in a post-secondary environment.

James Odom, School Improvement Council
Mike Parris, Director

Comprehensive detail, including definitions of ratings, performance criteria, and explanations of status, is available on www.ed.sc.gov and www.eoc.sc.gov as well as school and school district websites.

Printed versions are available from school districts upon request.

Abbreviations Key

N/A Not Applicable N/AV Not Available N/C Not Collected N/R Not Reported I/S Insufficient Sample TBD To be determined

NI Newly Identified CSI Continuing School Improvement CA Corrective Action RP Plan to Restructure R Restructure DELAY School Improvement Status HOLD School Improvement Status