

SC Annual School Report Card Summary

Thunderbolt Career and Technology Center
 Grades: 9-12 Enrollment: 660
 Director: Michael L. Thomas
 Board Chair: Mr. William Bowman, Jr
 Superintendent: Mrs. Leila Williams, Ed.S.

PERFORMANCE

Comprehensive detail, including definitions of ratings, performance criteria, and explanations of status, is available on www.ed.sc.gov and www.eoc.sc.gov as well as school and school district websites. Printed versions are available from school districts upon request.

YEAR	ABSOLUTE RATING	GROWTH RATING	PALMETTO GOLD AND SILVER AWARD		ESEA/FEDERAL ACCOUNTABILITY RATING SYSTEM	
			General Performance	Closing the Gap	ESEA Grade	Accountability Indicator
2012	Good	At-Risk	TBD	TBD	Met	N/A
2011	Good	Excellent	Gold	N/A	Met	N/A
2010	Below Average	At-Risk	N/A	N/A	Met	N/A

ABSOLUTE RATINGS OF CAREER CENTERS IN SC*

EXCELLENT	GOOD	AVERAGE	BELOW AVERAGE	AT-RISK
20	9	4	4	2

* Ratings are calculated with data available by 12/13/2012. All Career Centers in South Carolina are included.

TECHNICAL SKILL ATTAINMENT

The percentage of students enrolled in career and technology courses at a center who earn a 2.0 or above on the final course grade.

Our Center		State Center Average (%)	
n	%	n	%
435	79.3%		89.2%

GRADUATION RATE

The number of 12th grade career technology education students who graduate in the spring is divided by the number of 12th graders enrolled in the center and converted to a percentage.

Our Center		State Center Average (%)	
n	%	n	%
81	95.1%		95.4%

PLACEMENT RATE


The number of career and technology completers who are available for placement in postsecondary instruction, military services, or employment is divided into the number of students over a three-year period who are actually placed and converted to a percentage. This criterion mirrors the Perkins standard.

Our Center		State Center Average (%)	
n	%	n	%
334	96.4%		96.5%


NAEP PERFORMANCE*

* Performance reported for SC and nation, data not available at school level. Percentages at NAEP Achievement Levels.


READING – GRADE 8 (2011)



MATH – GRADE 8 (2011)



SCIENCE – GRADE 8 (2009)



SC PERFORMANCE VISION

By 2020 all students will graduate with the knowledge and skills necessary to compete successfully in the global economy, participate in a democratic society and contribute positively as members of families and communities.

Abbreviations Key

N/A Not Applicable N/AV Not Available N/C Not Collected N/R Not Reported I/S Insufficient Sample TBD To be determined

Thunderbolt Career and Technology Center [Colleton]

SCHOOL PROFILE

	Our Center	Change from Last Year	Median Career Center
Students (n=660)			
With disabilities other than speech	7.0%	Up from 5.6%	8.9%
Career/technology students in co-curricular organizations	5.5%	Down from 15.4%	19.4%
Enrollment in career/technology courses	660	Down from 856	619
Students participating in work-based experiences	0.0%	No Change	15.2%
Teachers (n=12)			
Teachers with advanced degrees	33.3%	Up from 30.8%	26.1%
Continuing contract teachers	91.7%	Up from 84.6%	73.1%
Teachers returning from previous year	78.6%	Down from 92.9%	90.4%
Teacher attendance rate	N/R	N/R	95.5%
Average teacher salary*	\$45,737	Down 1.1%	\$47,713
Professional development days/teacher	10.0 days	Up from 6.3 days	11.0 days
Center			
Director's years at Center	1.0	No Change	6.5
Dollars spent per pupil**	\$1,783	Down 11.9%	\$3,345
Percent of expenditures for teacher salaries**	59.7%	Down from 61.7%	56.2%
Percent of expenditures for instruction**	71.1%	Down from 71.6%	66.0%
Parents attending conferences	14.8%	Down from 23.4%	77.0%

* Length of contract = 185+ days.

** Prior year audited financial data available.

EVALUATION RESULTS

	Teachers	Students*	Parents*
Number of surveys returned	2	95	47
Percent satisfied with learning environment	I/S	80.6%	88.6%
Percent satisfied with social and physical environment	I/S	81.1%	82.2%
Percent satisfied with school-home relations	I/S	83.2%	75.6%

* Only eleventh grade students and their parents were included.

REPORT OF DIRECTOR AND SCHOOL IMPROVEMENT COUNCIL

THUNDERBOLT CAREER AND TECHNOLOGY CENTER (Colleton County) REPORT OF DIRECTOR AND SCHOOL IMPROVEMENT COUNCIL: Thunderbolt Career and Technology Center (TCTC) embarked on a new journey during the 2011-2012 school year. The center was home the Hospitality, Engineering, Agriculture Science and Technology School of Study, our small learning community. The center has adopted the acronym (HEAT) in response to the creation of the school of study. The transition was in response to a district-wide move to incorporate schools of study at both Thunderbolt Career and Technology Center and Colleton County High School. A major focus of the School of Study model is the partnerships created among academic teachers and Career and Technology Instructors. Academic teachers in math, English and social studies were housed on the Thunderbolt campus and integrated instructional lessons with Career and Technology Education (CATE) instructors. Thunderbolt Career and Technology Center is fully accredited by the Southern Association of Colleges and Schools. Additionally, Thunderbolt Career and Technology Center has received certification as a National Center for Construction Education and Research (NCCER) training facility. Students enrolled in programs at TCTC have the opportunity to participate in student organizations that allow them to demonstrate program related skills on the district, state and national competitive levels. Participation in CATE programs and related organizations also allows students to participate in work-based learning activities that prepare them for related careers. These experiences also serve as an educational foundation for those students continuing their education in a two or four year degree program. At Thunderbolt Career and Technology Center our students are "Focused on the Future and Building Careers for Success". Incorporating the School of Study component, TCTC (School of HEAT) is "Blazing a Path to Success!"

Dandi L. Daniels, Director
Art Williams, School Improvement Chairperson

Comprehensive detail, including definitions of ratings, performance criteria, and explanations of status, is available on www.ed.sc.gov and www.eoc.sc.gov as well as school and school district websites.

Printed versions are available from school districts upon request.

Abbreviations Key

N/A Not Applicable N/AV Not Available N/C Not Collected N/R Not Reported I/S Insufficient Sample TBD To be determined

NI Newly Identified CSI Continuing School Improvement CA Corrective Action RP Plan to Restructure R Restructure DELAY School Improvement Status HOLD School Improvement Status