



SC Annual School Report Card Summary

Beaufort Jasper Academy for Career Excellence
 Grades: 9-12 Enrollment: 397
 Director: Dr. Deonia A. Simmons
 Board Chair: Mr. Earl Campbell
 Superintendents: Dr. Valerie Truesdale Beaufort County
 Vashti K. Washington Jasper

PERFORMANCE

Comprehensive detail, including definitions of ratings, performance criteria, and explanations of status, is available on www.ed.sc.gov and www.eoc.sc.gov as well as school and school district websites. Printed versions are available from school districts upon request.

YEAR	ABSOLUTE RATING	GROWTH RATING	PALMETTO GOLD AND SILVER AWARD		ESEA/FEDERAL ACCOUNTABILITY RATING SYSTEM	
			General Performance	Closing the Gap	ESEA Grade	Accountability Indicator
2012	Below Average	At-Risk	TBD	TBD	Met	N/A
2011	Good	Excellent	Gold	N/A	Met	N/A
2010	Below Average	At-Risk	N/A	N/A	Met	N/A

ABSOLUTE RATINGS OF CAREER CENTERS IN SC*

EXCELLENT	GOOD	AVERAGE	BELOW AVERAGE	AT-RISK
20	9	4	4	2

* Ratings are calculated with data available by 12/13/2012. All Career Centers in South Carolina are included.

TECHNICAL SKILL ATTAINMENT

The percentage of students enrolled in career and technology courses at a center who earn a 2.0 or above on the final course grade.

Our Center		State Center Average (%)	
n	%	n	%
367	83.9%		89.2%

GRADUATION RATE

The number of 12th grade career technology education students who graduate in the spring is divided by the number of 12th graders enrolled in the center and converted to a percentage.

Our Center		State Center Average (%)	
n	%	n	%
84	83.3%		95.4%




PLACEMENT RATE

The number of career and technology completers who are available for placement in postsecondary instruction, military services, or employment is divided into the number of students over a three-year period who are actually placed and converted to a percentage. This criterion mirrors the Perkins standard.

Our Center		State Center Average (%)	
n	%	n	%
223	96.0%		96.5%

NAEP PERFORMANCE*

* Performance reported for SC and nation, data not available at school level. Percentages at NAEP Achievement Levels.



SC PERFORMANCE VISION

By 2020 all students will graduate with the knowledge and skills necessary to compete successfully in the global economy, participate in a democratic society and contribute positively as members of families and communities.

Abbreviations Key

N/A Not Applicable N/AV Not Available N/C Not Collected N/R Not Reported I/S Insufficient Sample TBD To be determined

Beaufort Jasper Academy for Career Excellence

SCHOOL PROFILE

	Our Center	Change from Last Year	Median Career Center
Students (n=397)			
With disabilities other than speech	15.9%	Up from 1.6%	8.9%
Career/technology students in co-curricular organizations	14.1%	Down from 17.1%	19.4%
Enrollment in career/technology courses	397	Down from 432	619
Students participating in work-based experiences	9.8%	Down from 11.1%	15.2%
Teachers (n=30)			
Teachers with advanced degrees	33.3%	No Change	26.1%
Continuing contract teachers	80.0%	Down from 83.3%	73.1%
Teachers returning from previous year	92.0%	Up from 87.4%	90.4%
Teacher attendance rate	N/R	N/R	95.5%
Average teacher salary*	\$47,713	Down 3.2%	\$47,713
Professional development days/teacher	11.2 days	Up from 6.0 days	11.0 days
Center			
Director's years at Center	3.0	Up from 2.0	6.5
Dollars spent per pupil**	\$13,148	Up 9.3%	\$3,345
Percent of expenditures for teacher salaries**	46.3%	Up from 44.4%	56.2%
Percent of expenditures for instruction**	45.8%	Down from 47.1%	66.0%
Parents attending conferences	99.2%	Up from 94.9%	77.0%

* Length of contract = 185+ days.

** Prior year audited financial data available.

EVALUATION RESULTS

	Teachers	Students*	Parents*
Number of surveys returned	0	0	0
Percent satisfied with learning environment	N/R	N/R	N/R
Percent satisfied with social and physical environment	N/R	N/R	N/R
Percent satisfied with school-home relations	N/R	N/R	N/R

* Only eleventh grade students and their parents were included.

REPORT OF DIRECTOR AND SCHOOL IMPROVEMENT COUNCIL

The Beaufort-Jasper Academy (ACE) provides Career and Technology Education (CATE) to public high schools in Beaufort and Jasper County school Districts. Students attend ACE from the 7 high schools and 1 junior high schools in the two counties. ACE strives to prepare students for college and provide high-level technical training for students in grades 9-12. The faculty embraces a model that infuses reading and writing, math, and essential skills through the curriculum. ACE received the Palmetto Gold Award in 2006, 2007 and in 2012. ACE also received a Palmetto Silver Award in 2004. ACE offers 13 completer programs. Students elect to attend classes at ACE on either a full-time or part-time basis. Students are encouraged to participate in a professional development through co-curricular leadership activities with national student organizations such as National Technical Honor Society, Skills USA, Future Farmers of America, Health Occupations Students Associations (HOSA), and American Welding Society. ACE has over 50 Partners from business, industry and the military. There is ample opportunity for students to complete a work-based learning experience or participate in community service events. A senior capstone project is expected of all students who complete a technical program. The project incorporates a research paper, a finished product and an oral presentation judged by a panel of business and industry partners. Each Year, ACE inducts students into the National Technical Honor Society. Each year, ACE places over 97% of seniors who complete a technical program in a related job, college or the military.

Ms. Pamela Williams, Board Chair Advisory Committee
J. Christopher Dinkins, Director

Comprehensive detail, including definitions of ratings, performance criteria, and explanations of status, is available on www.ed.sc.gov and www.eoc.sc.gov as well as school and school district websites.

Printed versions are available from school districts upon request.

Abbreviations Key

N/A Not Applicable N/AV Not Available N/C Not Collected N/R Not Reported I/S Insufficient Sample TBD To be determined
NI Newly Identified CSI Continuing School Improvement CA Corrective Action RP Plan to Restructure R Restructure DELAY School Improvement Status HOLD School Improvement Status