

# SC Annual School Report Card Summary

Aiken County Career and Technology Center  
 Grades: 10-12 Enrollment: 620  
 Director: Brooks Smith  
 Board Chair: Ms. Rosemary B. English  
 Superintendent: Dr. Elizabeth Everitt

## PERFORMANCE

Comprehensive detail, including definitions of ratings, performance criteria, and explanations of status, is available on [www.ed.sc.gov](http://www.ed.sc.gov) and [www.eoc.sc.gov](http://www.eoc.sc.gov) as well as school and school district websites. Printed versions are available from school districts upon request.

YEAR	ABSOLUTE RATING	GROWTH RATING	PALMETTO GOLD AND SILVER AWARD		ESEA/FEDERAL ACCOUNTABILITY RATING SYSTEM	
			General Performance	Closing the Gap	ESEA Grade	Accountability Indicator
2012	Excellent	Excellent	TBD	TBD	Met	N/A
2011	Excellent	Excellent	Gold	N/A	Met	N/A
2010	Excellent	Good	Gold	N/A	Met	N/A

## ABSOLUTE RATINGS OF CAREER CENTERS IN SC\*

EXCELLENT	GOOD	AVERAGE	BELOW AVERAGE	AT-RISK
20	9	4	4	2

\* Ratings are calculated with data available by 12/13/2012. All Career Centers in South Carolina are included.

## TECHNICAL SKILL ATTAINMENT

The percentage of students enrolled in career and technology courses at a center who earn a 2.0 or above on the final course grade.

Our Center		State Center Average (%)	
n	%	n	%
506	95.1%		89.2%

## GRADUATION RATE

The number of 12th grade career technology education students who graduate in the spring is divided by the number of 12th graders enrolled in the center and converted to a percentage.

Our Center		State Center Average (%)	
n	%	n	%
110	98.2%		95.4%

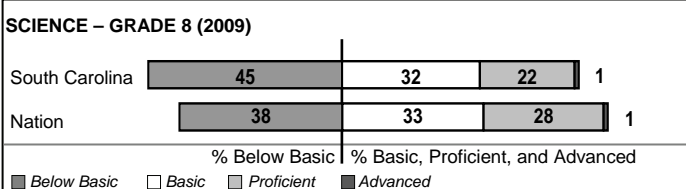


## PLACEMENT RATE

The number of career and technology completers who are available for placement in postsecondary instruction, military services, or employment is divided into the number of students over a three-year period who are actually placed and converted to a percentage. This criterion mirrors the Perkins standard.

Our Center		State Center Average (%)	
n	%	n	%
345	96.5%		96.5%

## NAEP PERFORMANCE\*

\* Performance reported for SC and nation, data not available at school level. Percentages at NAEP Achievement Levels.



## SC PERFORMANCE VISION

*By 2020 all students will graduate with the knowledge and skills necessary to compete successfully in the global economy, participate in a democratic society and contribute positively as members of families and communities.*

### Abbreviations Key

N/A Not Applicable N/AV Not Available N/C Not Collected N/R Not Reported I/S Insufficient Sample TBD To be determined

Aiken County Career and Technology Center [Aiken]

SCHOOL PROFILE

	Our Center	Change from Last Year	Median Career Center
Students (n=620)			
With disabilities other than speech	7.9%	Down from 8.2%	8.9%
Career/technology students in co-curricular organizations	16.6%	Down from 35.7%	19.4%
Enrollment in career/technology courses	620	Up from 429	619
Students participating in work-based experiences	20.2%	Down from 47.1%	15.2%
Teachers (n=19)			
Teachers with advanced degrees	15.8%	Up from 15.0%	26.1%
Continuing contract teachers	73.7%	Up from 70.0%	73.1%
Teachers returning from previous year	82.1%	Down from 85.1%	90.4%
Teacher attendance rate	97.1%	Up from 95.8%	95.5%
Average teacher salary*	\$46,772	Up 2.8%	\$47,713
Professional development days/teacher	13.1 days	Up from 10.5 days	11.0 days
Center			
Director's years at Center	2.0	Up from 1.0	6.5
Dollars spent per pupil**	\$6,487	Up 3.0%	\$3,345
Percent of expenditures for teacher salaries**	46.2%	Down from 50.6%	56.2%
Percent of expenditures for instruction**	66.8%	Down from 66.9%	66.0%
Parents attending conferences	70.5%	Up from 68.3%	77.0%

\* Length of contract = 185+ days.  
\*\* Prior year audited financial data available.

EVALUATION RESULTS

	Teachers	Students*	Parents*
Number of surveys returned	13	168	42
Percent satisfied with learning environment	84.6%	86.8%	83.3%
Percent satisfied with social and physical environment	92.3%	91.0%	73.8%
Percent satisfied with school-home relations	69.2%	84.8%	70.0%

\* Only eleventh grade students and their parents were included.

REPORT OF DIRECTOR AND SCHOOL IMPROVEMENT COUNCIL

Students attending The Aiken County Career and Technology Center and completing four or more credits in one skill area are designated as completers. This is a major accomplishment for these students, and with many completing national certifications in their specific area of training, these students are well on their way to entering the workforce as confident, productive citizens. This year 133 students received the distinction of being completers in their chosen fields.

Because of the engagement and real world learning opportunities, students attending the Career Center have maintained over a ninety-five percent graduation rate in recent years, which we hope to continue. Also, with the addition of the tenth grade exploratory classes and a new digital media class, our enrollment for this school year increased by 35%. Not only are more students being served on our campus, we have also begun an off-campus, apprenticeship program with local business partner, MTU. This program allows students to garner valuable work experience in a real world environment.

We are proud of the individual and collective accomplishments of our students. Many have excelled at the state and national level. Some of our notable accomplishments are the attainment of NATEF certification by the automotive department as well as having a student compete at the national level in the area of mobile electronics.

As we continue to enthusiastically assist our students toward achieving success at our school and beyond, we welcome and appreciate the continued support from our parents and community.

Brooks Smith, Director/Principal

Comprehensive detail, including definitions of ratings, performance criteria, and explanations of status, is available on [www.ed.sc.gov](http://www.ed.sc.gov) and [www.eoc.sc.gov](http://www.eoc.sc.gov) as well as school and school district websites.

Printed versions are available from school districts upon request.