

SC Annual School Report Card Summary

EASTERLING PRIMARY

Marion 1

Grades: PK-2

Enrollment: 756

Principal: Angie Grice

Superintendent: Dr. Dan Strickland

Board Chair: James Smith

PERFORMANCE

Comprehensive detail, including definitions of ratings, performance criteria, and explanations of status, is available on www.ed.sc.gov and www.eoc.sc.gov as well as school and school district websites. Printed versions are available from school districts upon request.

YEAR	ABSOLUTE RATING	GROWTH RATING	PALMETTO GOLD AND SILVER AWARD		AYP STATUS	NCLB IMPROVEMENT STATUS
			General Performance	Closing the Gap		
2011	Excellent	Good	TBD	TBD	Not Met	RP
2010	Excellent	Good	N/A	N/A	Met	CA-DELAY
2009	Excellent	Good	N/A	N/A	Not Met	CA

ABSOLUTE RATING OF PRIMARY SCHOOLS WITH STUDENTS LIKE OURS*

EXCELLENT	GOOD	AVERAGE	BELOW AVERAGE	AT-RISK
8	1	1	0	0

*Ratings are calculated with data available by 11/03/2011. Schools with Students Like Ours are Primary Schools with Poverty Indices of no more than 5% above or below the index for this school.

PRIME INSTRUCTIONAL TIME

Our School	Median Primary School
89.6%	89.6%

STUDENT-TEACHER RATIO IN CORE SUBJECTS

Our School	Median Primary School
20.9 to 1	20.0 to 1

TEACHERS WITH ADVANCED DEGREES

Our School	Median Primary School
63.6%	62.9%

TEACHERS RETURNING FROM PREVIOUS YEAR

Our School	Median Primary School
90.8%	89.9%

PERCENT OF PARENTS ATTENDING CONFERENCES

Our School	Median Primary School
100.0%	100.0%

DAYS OF PROFESSIONAL DEVELOPMENT*

Our School	Median Primary School
7.5 days	12.7 days

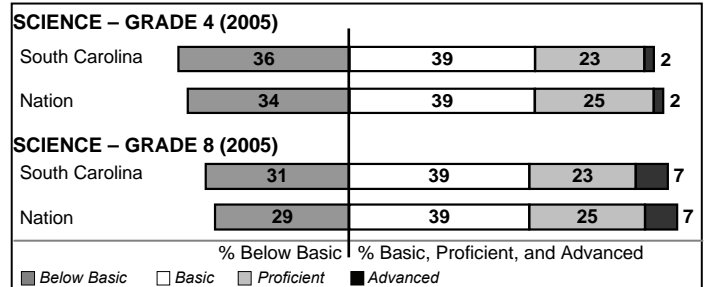
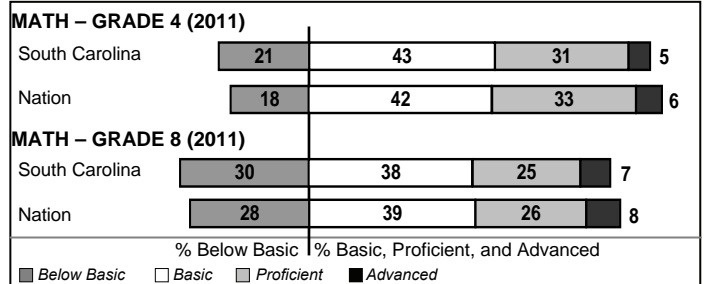
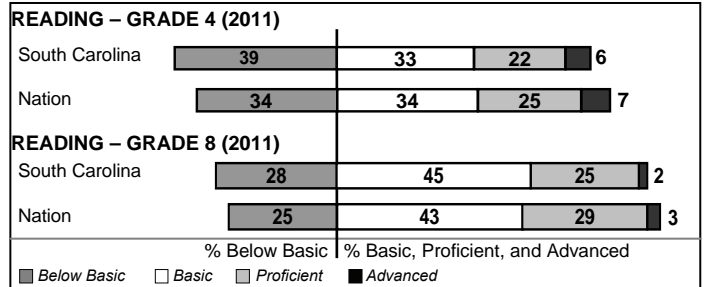
*Professional development days should be devoted exclusively to knowledge and skills in working with children less than eight years old.

Types Of Accreditation (More Than One May Apply)

	Not pursuing accreditation
	Conducting a self-study
X	South Carolina Department of Education
X	Southern Association of Colleges and Schools
	American Montessori Society
	National Association for the Education of Young Children

NAEP PERFORMANCE*

* Performance reported for SC and nation, data not available at school level. Percentages at NAEP Achievement Levels.



SC PERFORMANCE GOAL

2020 Vision:
By 2020 all students will graduate with the knowledge and skills necessary to compete successfully in the global economy, participate in a democratic society and contribute positively as members of families and communities.

Abbreviations Key

N/A Not Applicable N/AV Not Available N/C Not Collected N/R Not Reported I/S Insufficient Sample TBD To be determined
 NI Newly Identified CSI Continuing School Improvement CA Corrective Action RP Plan to Restructure R Restructure DELAY School Improvement Status HOLD School Improvement Status

EASTERLING PRIMARY [Marion 1]

SCHOOL PROFILE

	Our School	Change from Last Year	Primary Schools with Students Like Ours	Median Primary School
Students (n=756)				
Retention rate	2.7%	Down from 3.7%	4.1%	3.1%
Attendance rate	96.4%	Up from 95.7%	95.0%	95.3%
With disabilities other than speech	0.7%	Down from 5.3%	1.4%	0.8%
Older than usual for grade	0.0%	No Change	0.0%	0.0%
Teachers (n=44)				
Teachers with advanced degrees	63.6%	Up from 61.8%	57.7%	62.9%
Continuing contract teachers	90.9%	Up from 83.6%	88.5%	90.5%
Teachers returning from previous year	90.8%	Down from 92.0%	89.2%	89.9%
Teacher attendance rate	93.9%	Down from 94.6%	94.6%	95.0%
Average teacher salary*	\$43,401	Down 1.5%	\$44,923	\$46,658
Classes not taught by highly qualified teachers	0.0%	No Change	0.0%	0.0%
Professional development days/teacher	18.4 days	Down from 21.1 days	12.2 days	15.7 days
School				
Principal's years at school	5.0	No Change	5.0	6.0
Student-teacher ratio in core subjects	20.9 to 1	Up from 19.3 to 1	18.4 to 1	20.0 to 1
Prime instructional time	89.6%	No Change	88.7%	89.6%
Opportunities in the arts	Poor	Down from Good	Good	Good
SACS accreditation	Yes	No Change	Yes	Yes
Character development program	Excellent	No Change	Excellent	Excellent
Dollars spent per pupil**	\$8,798	Up 60.2%	\$7,316	\$7,129
Percent of expenditures for instruction**	70.1%	Up from 69.2%	70.0%	69.6%
Percent of expenditures for teacher salaries**	65.1%	Down from 65.4%	66.1%	66.4%
% of AYP objectives met	70.6%	Down from 100.0%	76.9%	94.1%

* Length of contract = 185+ days.

** Prior year audited financial data available.

EVALUATION RESULTS

	Teachers
Number of surveys returned	54
Percent satisfied with learning environment	98.1%
Percent satisfied with social and physical environment	100.0%
Percent satisfied with school-home relations	90.7%

REPORT OF PRINCIPAL AND SCHOOL IMPROVEMENT COUNCIL

Easterling Primary School, "Where Little People Do BIG Things," is home to approximately 800 students ranging from pre-kindergarten through second grade. Through a strong, dedicated staff and community support, this school continues to excel and be successful. It has been recognized at both the state and national level through accolades such as a Palmetto's Finest School, a Red Carpet School, a Flagship School of Promise, SACS and NAEYC accreditation, a National Blue Ribbon School of Excellence, a National School of Character, and a National Bronze Level Healthy School. The following have impacted our successes this year: substantial fund raising efforts, a quality parenting program, three certified reading specialists and two paraprofessionals providing small group intervention, five CDEPP 4K classrooms, and the use of assessment data to drive instruction and quality training for all staff.

The Wee Foxes have enjoyed another year of outstanding achievement. Easterling has just recently undergone the five-year accreditation process for SACS and received an exemplary report by the visiting team. Our school received the Fresh Fruits and Vegetables Grant through the Food Service Program for the second year in a row. This grant compliments our healthy school goals for our students, parents, and staff. Other initiatives we successfully implemented included school uniforms for students, and the PBIS (Positive Behavioral Interventions and Supports) as a school wide discipline system. Finally, Easterling again raised over \$10,000 for "Relay For Life" for the third straight year.

A challenge Easterling faced again this year was a decrease in the budget, forcing cutbacks and furloughs. Due to these budget cuts and staff attrition, continuing to maintain low-teacher/student ratio is a definite challenge, along with limited staff development opportunities with the furlough days this year. Continuing to address PBIS initiatives along with increasing student achievement through MAP scores and AYP are goals for next year, as well as searching for ways to increase the number of parent volunteers and parental attendance at school functions.

As always, we appreciate the overwhelming support of our parents and community. It is so vital to our student's and school's success.

Joey Skipper, SIC Chairperson
Angie Grice, Principal

Comprehensive detail, including definitions of ratings, performance criteria, and explanations of status, is available on www.ed.sc.gov and www.eoc.sc.gov as well as school and school district websites.

Printed versions are available from school districts upon request.

Abbreviations Key

N/A Not Applicable N/AV Not Available N/C Not Collected N/R Not Reported I/S Insufficient Sample TBD To be determined

NI Newly Identified CSI Continuing School Improvement CA Corrective Action RP Plan to Restructure R Restructure DELAY School Improvement Status HOLD School Improvement Status