

SC Annual School Report Card Summary

LAMAR ELEMENTARY

Darlington

Grades: PK-2

Enrollment: 272

Principal: Garry Flowers

Superintendent: Dr. Rainey Knight

Board Chair: Charles Govan

PERFORMANCE

Comprehensive detail, including definitions of ratings, performance criteria, and explanations of status, is available on www.ed.sc.gov and www.eoc.sc.gov as well as school and school district websites. Printed versions are available from school districts upon request.

YEAR	ABSOLUTE RATING	GROWTH RATING	PALMETTO GOLD AND SILVER AWARD		AYP STATUS	NCLB IMPROVEMENT STATUS
			General Performance	Closing the Gap		
2011	Excellent	Good	TBD	TBD	Met	N/A
2010	Excellent	N/A	N/A	N/A	Met	N/A
2009	N/A	N/A	N/A	N/A	Met	NI-DELAY

ABSOLUTE RATING OF PRIMARY SCHOOLS WITH STUDENTS LIKE OURS*

EXCELLENT	GOOD	AVERAGE	BELOW AVERAGE	AT-RISK
12	0	1	0	0

*Ratings are calculated with data available by 11/03/2011. Schools with Students Like Ours are Primary Schools with Poverty Indices of no more than 5% above or below the index for this school.

PRIME INSTRUCTIONAL TIME

Our School	Median Primary School
91.8%	89.6%

STUDENT-TEACHER RATIO IN CORE SUBJECTS

Our School	Median Primary School
22.8 to 1	20.0 to 1

TEACHERS WITH ADVANCED DEGREES

Our School	Median Primary School
94.4%	62.9%

TEACHERS RETURNING FROM PREVIOUS YEAR

Our School	Median Primary School
85.6%	89.9%

PERCENT OF PARENTS ATTENDING CONFERENCES

Our School	Median Primary School
99.7%	100.0%

DAYS OF PROFESSIONAL DEVELOPMENT*

Our School	Median Primary School
2.0 days	12.7 days

*Professional development days should be devoted exclusively to knowledge and skills in working with children less than eight years old.


Types Of Accreditation (More Than One May Apply)

	Not pursuing accreditation
X	Conducting a self-study
X	South Carolina Department of Education
X	Southern Association of Colleges and Schools
X	American Montessori Society
X	National Association for the Education of Young Children


NAEP PERFORMANCE*

* Performance reported for SC and nation, data not available at school level. Percentages at NAEP Achievement Levels.

READING – GRADE 4 (2011)




READING – GRADE 8 (2011)




% Below Basic | % Basic, Proficient, and Advanced

MATH – GRADE 4 (2011)




MATH – GRADE 8 (2011)




% Below Basic | % Basic, Proficient, and Advanced

SCIENCE – GRADE 4 (2005)



SCIENCE – GRADE 8 (2005)



% Below Basic | % Basic, Proficient, and Advanced

SC PERFORMANCE GOAL

2020 Vision:

By 2020 all students will graduate with the knowledge and skills necessary to compete successfully in the global economy, participate in a democratic society and contribute positively as members of families and communities.

Abbreviations Key

N/A Not Applicable N/AV Not Available N/C Not Collected N/R Not Reported I/S Insufficient Sample TBD To be determined
NI Newly Identified CSI Continuing School Improvement CA Corrective Action RP Plan to Restructure R Restructure DELAY School Improvement Status HOLD School Improvement Status

LAMAR ELEMENTARY [Darlington]

SCHOOL PROFILE

	Our School	Change from Last Year	Primary Schools with Students Like Ours	Median Primary School
Students (n=272)				
Retention rate	3.5%	Down from 4.6%	3.1%	3.1%
Attendance rate	95.5%	Up from 95.1%	95.0%	95.3%
With disabilities other than speech	0.0%	Down from 3.8%	0.7%	0.8%
Older than usual for grade	0.0%	No Change	0.0%	0.0%
Teachers (n=18)				
Teachers with advanced degrees	94.4%	Up from 85.0%	64.3%	62.9%
Continuing contract teachers	100.0%	No Change	89.7%	90.5%
Teachers returning from previous year	85.6%	Down from 87.6%	89.4%	89.9%
Teacher attendance rate	96.8%	No Change	94.5%	95.0%
Average teacher salary*	\$49,758	Up 2.1%	\$46,935	\$46,658
Classes not taught by highly qualified teachers	0.0%	No Change	0.0%	0.0%
Professional development days/teacher	12.4 days	Down from 16.9 days	13.9 days	15.7 days
School				
Principal's years at school	11.0	Up from 10.0	6.5	6.0
Student-teacher ratio in core subjects	22.8 to 1	Up from 20.3 to 1	20.4 to 1	20.0 to 1
Prime instructional time	91.8%	Up from 90.9%	88.5%	89.6%
Opportunities in the arts	Good	No Change	Good	Good
SACS accreditation	Yes	No Change	Yes	Yes
Character development program	Average	Down from Good	Excellent	Excellent
Dollars spent per pupil**	\$6,053	Down 12.1%	\$7,301	\$7,129
Percent of expenditures for instruction**	70.0%	Down from 71.1%	69.7%	69.6%
Percent of expenditures for teacher salaries**	68.5%	Up from 68.0%	66.5%	66.4%
% of AYP objectives met	100.0%	No Change	81.6%	94.1%

* Length of contract = 185+ days.

** Prior year audited financial data available.

EVALUATION RESULTS

	Teachers
Number of surveys returned	15
Percent satisfied with learning environment	100.0%
Percent satisfied with social and physical environment	100.0%
Percent satisfied with school-home relations	71.4%

REPORT OF PRINCIPAL AND SCHOOL IMPROVEMENT COUNCIL

Lamar Elementary School staff started the year with much excitement as we again met AYP for the 2009/2010 school year. Improvement continued through Title One assistance, hard work and dedication.

PlayStations with standards-based disks were available for checkout. The Student Success Team continued to assist children. The computer lab, through the SuccessMaker program, continued to assist first and second grade students. Kindergarten, first and second grade students were assessed with MAP in the lab as well. The 5K students used the Waterford program in their classrooms.

Through the Read Well program, two interventionists provided intensive help to small groups of children who struggled with reading. The Reading Mastery program that gives supplementary help to all kindergarten, first, and second grade students continued.

All students were assessed using the Dominic Reading Assessment three times during the school year. All 5k, 1st and 2nd grade students were assessed using MAP. Teachers have been trained in the Reading Mastery program. Through the Rigby Reading series and Title One assistance, all students received small group reading instruction.

Mrs. Tonya Woodson was named Teacher of the Year. Out of our 19 teachers, eight teachers have a Masters plus thirty, 7 have a Masters Degree, and one holds a doctorate. The other two have bachelor degrees. One teacher is Nationally Board certified.

The Lamar Elementary PTA continued to support the school by helping fund a Family Fun Day, Teacher Appreciation Week, Fall Festival, and various other needs of the school. The School Improvement Council was active and helped shape the school climate to strengthen the instructional program.

We will continue to strive for excellence and educate all our children to the best of our abilities.

Garry Flowers, Principal
Maggie Driggers, School Improvement Council Chairperson

Comprehensive detail, including definitions of ratings, performance criteria, and explanations of status, is available on www.ed.sc.gov and www.eoc.sc.gov as well as school and school district websites.

Printed versions are available from school districts upon request.

Abbreviations Key

N/A Not Applicable N/AV Not Available N/C Not Collected N/R Not Reported I/S Insufficient Sample TBD To be determined

NI Newly Identified CSI Continuing School Improvement CA Corrective Action RP Plan to Restructure R Restructure DELAY School Improvement Status HOLD School Improvement Status