

# SC Annual School Report Card Summary

**CAIN ELEMENTARY**  
**Darlington**  
**Grades: PK-2** Enrollment: 370  
**Principal: Wanda Odom**  
**Superintendent: Dr. Rainey Knight**  
**Board Chair: Charles Govan**

## PERFORMANCE

Comprehensive detail, including definitions of ratings, performance criteria, and explanations of status, is available on [www.ed.sc.gov](http://www.ed.sc.gov) and [www.eoc.sc.gov](http://www.eoc.sc.gov) as well as school and school district websites. Printed versions are available from school districts upon request.

YEAR	ABSOLUTE RATING	GROWTH RATING	PALMETTO GOLD AND SILVER AWARD		AYP STATUS	NCLB IMPROVEMENT STATUS
			General Performance	Closing the Gap		
2011	Excellent	Good	TBD	TBD	Not Met	N/A
2010	Excellent	N/A	N/A	N/A	Met	N/A
2009	N/A	N/A	N/A	N/A	Met	N/A

## ABSOLUTE RATING OF PRIMARY SCHOOLS WITH STUDENTS LIKE OURS\*

EXCELLENT	GOOD	AVERAGE	BELOW AVERAGE	AT-RISK
9	0	0	0	0

\*Ratings are calculated with data available by 11/03/2011. Schools with Students Like Ours are Primary Schools with Poverty Indices of no more than 5% above or below the index for this school.

### PRIME INSTRUCTIONAL TIME

Our School	Median Primary School
90.6%	89.6%

### STUDENT-TEACHER RATIO IN CORE SUBJECTS

Our School	Median Primary School
20.7 to 1	20.0 to 1

### TEACHERS WITH ADVANCED DEGREES

Our School	Median Primary School
71.4%	62.9%

### TEACHERS RETURNING FROM PREVIOUS YEAR

Our School	Median Primary School
95.4%	89.9%

### PERCENT OF PARENTS ATTENDING CONFERENCES

Our School	Median Primary School
97.9%	100.0%

### DAYS OF PROFESSIONAL DEVELOPMENT\*

Our School	Median Primary School
15.0 days	12.7 days

\*Professional development days should be devoted exclusively to knowledge and skills in working with children less than eight years old.


### Types Of Accreditation (More Than One May Apply)

	Not pursuing accreditation
	Conducting a self-study
X	South Carolina Department of Education
X	Southern Association of Colleges and Schools
	American Montessori Society
	National Association for the Education of Young Children

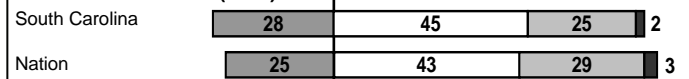
## NAEP PERFORMANCE\*

\* Performance reported for SC and nation, data not available at school level. Percentages at NAEP Achievement Levels.

### READING – GRADE 4 (2011)




### READING – GRADE 8 (2011)




% Below Basic | % Basic, Proficient, and Advanced

### MATH – GRADE 4 (2011)




### MATH – GRADE 8 (2011)

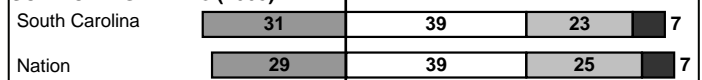


% Below Basic | % Basic, Proficient, and Advanced

### SCIENCE – GRADE 4 (2005)



### SCIENCE – GRADE 8 (2005)



% Below Basic | % Basic, Proficient, and Advanced

## SC PERFORMANCE GOAL

**2020 Vision:**  
*By 2020 all students will graduate with the knowledge and skills necessary to compete successfully in the global economy, participate in a democratic society and contribute positively as members of families and communities.*

### Abbreviations Key

N/A Not Applicable N/AV Not Available N/C Not Collected N/R Not Reported I/S Insufficient Sample TBD To be determined  
 NI Newly Identified CSI Continuing School Improvement CA Corrective Action RP Plan to Restructure R Restructure DELAY School Improvement Status HOLD School Improvement Status

# CAIN ELEMENTARY [Darlington]

## SCHOOL PROFILE

	Our School	Change from Last Year	Primary Schools with Students Like Ours	Median Primary School
<b>Students (n=370)</b>				
Retention rate	3.0%	Down from 3.9%	1.7%	3.1%
Attendance rate	95.2%	Up from 95.0%	95.3%	95.3%
With disabilities other than speech	4.9%	Down from 8.6%	0.7%	0.8%
Older than usual for grade	0.5%	Up from 0.0%	0.0%	0.0%
<b>Teachers (n=21)</b>				
Teachers with advanced degrees	71.4%	Up from 60.9%	67.2%	62.9%
Continuing contract teachers	90.5%	Down from 91.3%	92.1%	90.5%
Teachers returning from previous year	95.4%	Up from 89.1%	91.0%	89.9%
Teacher attendance rate	95.7%	Down from 96.4%	94.9%	95.0%
Average teacher salary*	\$48,775	Up 4.3%	\$47,044	\$46,658
Classes not taught by highly qualified teachers	0.0%	No Change	0.0%	0.0%
Professional development days/teacher	15.7 days	Down from 17.8 days	16.8 days	15.7 days
<b>School</b>				
Principal's years at school	10.0	Up from 9.0	6.5	6.0
Student-teacher ratio in core subjects	20.7 to 1	Up from 20.4 to 1	19.8 to 1	20.0 to 1
Prime instructional time	90.6%	Down from 90.7%	89.5%	89.6%
Opportunities in the arts	Good	No Change	Good	Good
SACS accreditation	Yes	No Change	Yes	Yes
Character development program	Excellent	No Change	Excellent	Excellent
Dollars spent per pupil**	\$6,192	Down 4.7%	\$7,285	\$7,129
Percent of expenditures for instruction**	64.4%	Up from 61.9%	68.8%	69.6%
Percent of expenditures for teacher salaries**	62.6%	Up from 60.0%	66.4%	66.4%
% of AYP objectives met	84.6%	Down from 100.0%	88.2%	94.1%

\* Length of contract = 185+ days.

\*\* Prior year audited financial data available.

## EVALUATION RESULTS

	Teachers
Number of surveys returned	21
Percent satisfied with learning environment	95.2%
Percent satisfied with social and physical environment	100.0%
Percent satisfied with school-home relations	90.5%

Comprehensive detail, including definitions of ratings, performance criteria, and explanations of status, is available on [www.ed.sc.gov](http://www.ed.sc.gov) and [www.eoc.sc.gov](http://www.eoc.sc.gov) as well as school and school district websites.

Printed versions are available from school districts upon request.

## REPORT OF PRINCIPAL AND SCHOOL IMPROVEMENT COUNCIL

J. L. Cain Elementary School's faculty and staff believe that every student can achieve and succeed. The faculty and staff have worked together to create a stimulating environment that activates students' interests in all aspects of academic and social growth. The learning environment is safe, positive and risk free so that students are engaged in the learning and encouraged to develop the necessary skills for a productive life. Parents and the community offer support through the PTO, School-Wide Management Team, Title 1 committees, School Improvement Council, Principal's Chats, conferences, and special events.

As a Title 1 school, J. L. Cain Elementary supports professional growth by providing staff development opportunities based on teacher/student needs and best educational practices. Teachers attend conferences, workshops, book talks, grade level and vertical team planning, and enroll in courses. These opportunities allow teachers to become more knowledgeable and have a positive impact on student learning in English Language Arts, math, science, social studies and thinking skills. A main focus this year in professional development was to improve writing instruction.

J.L. Cain's curriculum and instruction are based on the South Carolina Curriculum Standards. The focus of instruction centers on a balanced literacy model, inquiry, student/teacher conferences in reading and writing, math problem solving, spiraling, higher order thinking and reasoning skills, character education, integrating technology, and a positive approach to discipline. The reading intervention program continued this year to assist at-risk readers in kindergarten through second grade. The Waterford reading and math program was added for kindergarten, and the reading portion was added for first grade. A more focused instruction on writing was also provided.

Opportunities were presented this year to assist students in building character and working with the community. Staff, students, and parents participated in service learning projects such as: Math-a-Thon, collecting food for a community food center, collecting gifts for needy families, and Operation Christmas Child. The students also participated in Taking a Stand Against Drugs and the Terrific Kids Program.

To meet the diverse needs of students, Cain Elementary offered opportunities for students to participate in extra-curricular activities such as: musical performances, art exhibitions, artist-in-residence, Fine Arts Night, author's visit, field trips, field day and May Day. The activities helped to instill respect and a sense of pride for self and others.

J. L. Cain Elementary will continue to strengthen home-school-community relationships and enhance instruction to improve student achievement.

Wanda Odom, Principal  
Leigh Hixson, School Improvement Council Chairperson

### Abbreviations Key

N/A Not Applicable N/AV Not Available N/C Not Collected N/R Not Reported I/S Insufficient Sample TBD To be determined

NI Newly Identified CSI Continuing School Improvement CA Corrective Action RP Plan to Restructure R Restructure DELAY School Improvement Status HOLD School Improvement Status