



SC Annual School Report Card Summary

DUTCHMAN CREEK MIDDLE
York 3
Grades: 6-8 Enrollment: 893
Principal: Norris Williams
Superintendent: Lynn P. Moody
Board Chair: Bob Norwood

PERFORMANCE

Comprehensive detail, including definitions of ratings, performance criteria, and explanations of status, is available on www.ed.sc.gov and www.eoc.sc.gov as well as school and school district websites. Printed versions are available from school districts upon request.

YEAR	ABSOLUTE RATING	GROWTH RATING	PALMETTO GOLD AND SILVER AWARD		AYP STATUS	NCLB IMPROVEMENT STATUS
			General Performance	Closing the Gap		
2011	Excellent	Excellent	TBD	TBD	Not Met	N/A
2010	Good	Good	Silver	N/A	Not Met	N/A
2009	Average	Average	N/A	N/A	Not Met	N/A

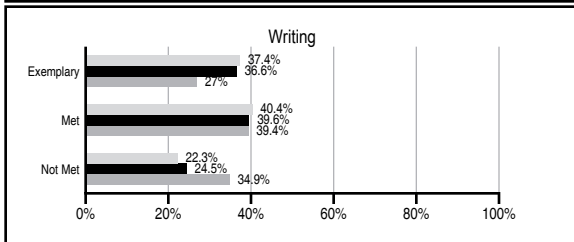
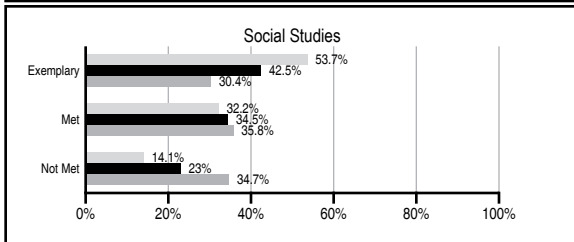
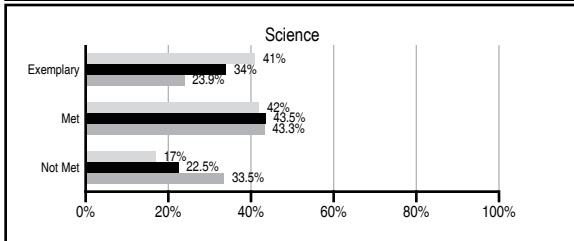
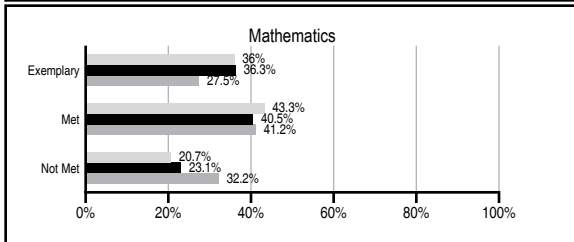
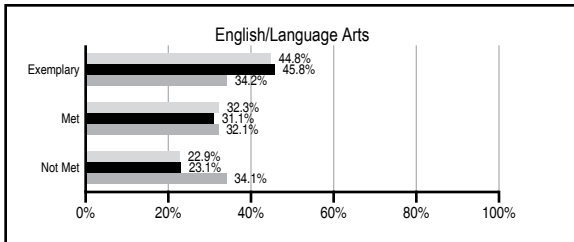
ABSOLUTE RATINGS OF MIDDLE SCHOOLS WITH STUDENTS LIKE OURS*

EXCELLENT	GOOD	AVERAGE	BELOW AVERAGE	AT-RISK
16	11	7	1	0

* Ratings are calculated with data available by 11/09/2011. Schools with Students Like Ours are Middle Schools with Poverty Indices of no more than 5% above or below the index for this school.

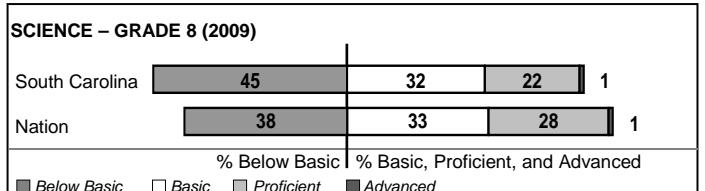
PASS PERFORMANCE

Our School Middle Schools with Students Like Ours Middle schools statewide



NAEP PERFORMANCE*

* Performance reported for SC and nation, data not available at school level. Percentages at NAEP Achievement Levels.



END OF COURSE TESTS - 2011

% of students scoring 70 or above on:	Our Middle School	Middle Schools with Students Like Ours
Algebra 1/Math for the Technologies 2	100.0	96.7
English 1	97.3	97.0
Biology 1/Applied Biology 2	N/A	94.8
Physical Science	N/A	52.8
US History and the Constitution	N/A	100
All Subjects	98.7	96.2

SC PERFORMANCE VISION

By 2020 all students will graduate with the knowledge and skills necessary to compete successfully in the global economy, participate in a democratic society and contribute positively as members of families and communities.

Abbreviations Key

N/A Not Applicable N/AV Not Available N/C Not Collected N/R Not Reported I/S Insufficient Sample TBD To be determined
 NI Newly Identified CSI Continuing School Improvement CA Corrective Action RP Plan to Restructure R Restructure DELAY School Improvement Status HOLD School Improvement Status

DUTCHMAN CREEK MIDDLE [York 3]

SCHOOL PROFILE

	Our School	Change from Last Year	Middle Schools with Students Like Ours	Median Middle School
Students (n=893)				
Students enrolled in high school credit courses (grades 7 & 8)	33.3%	Down from 35.4%	34.9%	24.5%
Retention rate	0.2%	Down from 0.7%	0.4%	0.7%
Attendance rate	96.3%	Down from 96.6%	96.4%	95.9%
Served by gifted and talented program	22.2%	No Change	24.5%	17.8%
With disabilities other than speech	12.0%	Down from 16.3%	7.2%	9.2%
Older than usual for grade	0.5%	Down from 0.7%	0.9%	1.5%
Out-of-school suspensions or expulsions for violent and/or criminal offenses	0.3%	Down from 0.8%	0.3%	0.4%
Annual dropout rate	0.0%	No Change	0.0%	0.0%
Teachers (n=52)				
Teachers with advanced degrees	63.5%	Down from 64.9%	60.0%	60.0%
Continuing contract teachers	86.5%	Down from 87.7%	86.0%	82.6%
Teachers returning from previous year	N/A	N/A	90.1%	85.6%
Teacher attendance rate	96.6%	Down from 96.8%	94.8%	95.3%
Average teacher salary*	\$48,273	Down 3.9%	\$48,002	\$46,300
Classes not taught by highly qualified teachers	1.5%	Up from 0.0%	1.8%	1.2%
Professional development days/teacher	5.0 days	Down from 5.4 days	9.6 days	9.9 days
School				
Principal's years at school	4.0	Up from 3.0	5.0	4.0
Student-teacher ratio in core subjects	18.4 to 1	Down from 19.3 to 1	23.6 to 1	21.5 to 1
Prime instructional time	92.1%	Down from 92.9%	90.8%	90.1%
Opportunities in the arts	Good	Down from Excellent	Good	Good
SACS accreditation	Yes	No Change	Yes	Yes
Parents attending conferences	100.0%	No Change	98.4%	98.1%
Character development program	Excellent	No Change	Excellent	Good
Dollars spent per pupil**	\$6,520	Down 8.8%	\$6,790	\$7,634
Percent of expenditures for instruction**	68.4%	Up from 66.0%	66.1%	64.0%
Percent of expenditures for teacher salaries**	67.4%	Up from 63.8%	64.0%	61.2%
% of AYP objectives met	81.5%	Down from 95.2%	86.2%	80.5%

* Length of contract = 185+ days.

** Prior year audited financial data available.

EVALUATION RESULTS

	Teachers	Students*	Parents*
Number of surveys returned	34	251	131
Percent satisfied with learning environment	100.0%	92.0%	92.9%
Percent satisfied with social and physical environment	100.0%	93.8%	96.9%
Percent satisfied with school-home relations	100.0%	92.9%	90.6%

*Only students at the highest middle school grade level at this school and their parents were included.

REPORT OF PRINCIPAL AND SCHOOL IMPROVEMENT COUNCIL

Greetings Dutchman Creek Middle School Students, Parents and Guardians,

As we begin our fourth academic year, we look forward to serving the students, parents, and staff of our learning community. We will have more than 900 students in grades 6th -8th. Each grade is further divided into teams to provide students with small supportive environments while offering the benefits of a larger middle school.

At Dutchman Creek, we strive to provide an exciting learning environment which promotes the individualism and diversity of our students, faculty and staff. Our programs offer life and career skills that are innovative and relevant for our future leaders of the 21st century. We also offer rigorous academic, artistic and athletic programs that foster the development of our students' interests and talents. Additionally, we are proud of the strong parental involvement and communication between home and school. We have a dedicated and highly qualified staff and enjoy a school that is safe, clean and supportive of a positive educational atmosphere.

We continue to focus on common assessments and integrated units of study. We are also working to sustain the level of excellence necessary to meet AYP and enhance the progress of our students with reading and comprehension.

Additionally, we excelled in each content area this year. Our students and faculty made dynamic academic and athletic accomplishments. We also had remarkable results in the areas of fine arts, character development, and service learning.

We will continue to embrace middle level education and effective strategies for adolescent development. As always, our "customer service" philosophy continues to permeate through our learning organization.

We're going to have a great year!

Norris L. Williams, Principal
Jim Weaving, School Improvement Council Chair

Comprehensive detail, including definitions of ratings, performance criteria, and explanations of status, is available on www.ed.sc.gov and www.eoc.sc.gov as well as school and school district websites.

Printed versions are available from school districts upon request.

Abbreviations Key

N/A Not Applicable N/AV Not Available N/C Not Collected N/R Not Reported I/S Insufficient Sample TBD To be determined

NI Newly Identified CSI Continuing School Improvement CA Corrective Action RP Plan to Restructure R Restructure DELAY School Improvement Status HOLD School Improvement Status