



SC Annual School Report Card Summary

ALICE DRIVE MIDDLE
Sumter 17
Grades: 6-8 Enrollment: 727
Principal: Richard Avins
Superintendent: Mr. Randolph Bynum, Sr.
Board Chair: Mr. Larry D. Addison

PERFORMANCE

Comprehensive detail, including definitions of ratings, performance criteria, and explanations of status, is available on www.ed.sc.gov and www.eoc.sc.gov as well as school and school district websites. Printed versions are available from school districts upon request.

YEAR	ABSOLUTE RATING	GROWTH RATING	PALMETTO GOLD AND SILVER AWARD		AYP STATUS	NCLB IMPROVEMENT STATUS
			General Performance	Closing the Gap		
2011	Average	Average	TBD	TBD	Not Met	N/A
2010	Average	Average	N/A	N/A	Not Met	N/A
2009	Average	Average	N/A	N/A	Not Met	N/A

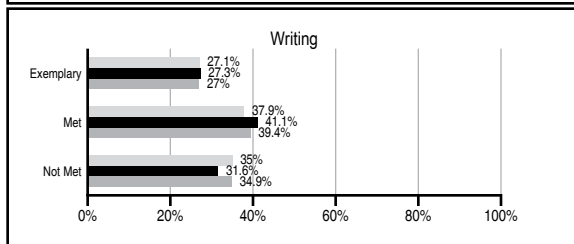
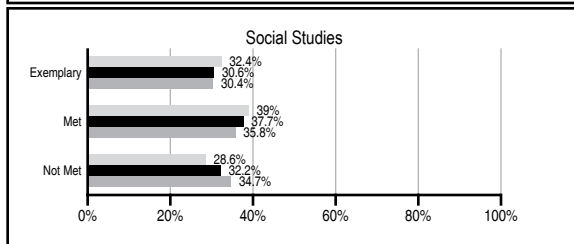
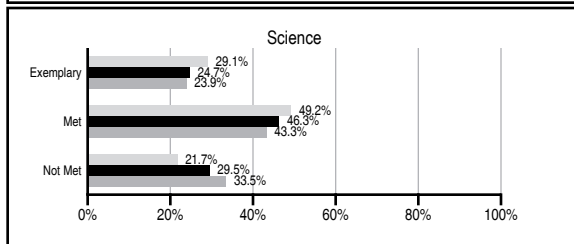
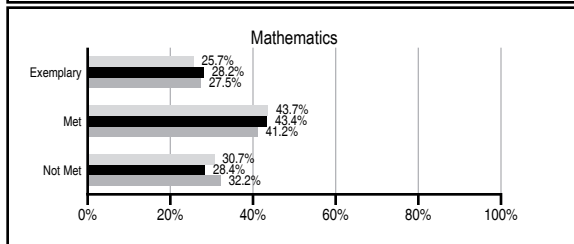
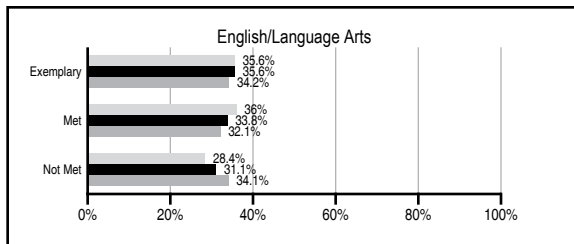
ABSOLUTE RATINGS OF MIDDLE SCHOOLS WITH STUDENTS LIKE OURS*

EXCELLENT	GOOD	AVERAGE	BELOW AVERAGE	AT-RISK
4	13	43	2	0

* Ratings are calculated with data available by 11/09/2011. Schools with Students Like Ours are Middle Schools with Poverty Indices of no more than 5% above or below the index for this school.

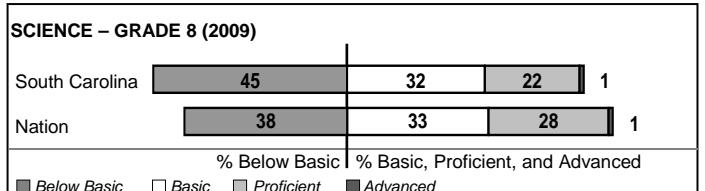
PASS PERFORMANCE

Our School
 Middle Schools with Students Like Ours
 Middle schools statewide



NAEP PERFORMANCE*

* Performance reported for SC and nation, data not available at school level. Percentages at NAEP Achievement Levels.



END OF COURSE TESTS - 2011

% of students scoring 70 or above on:	Our Middle School	Middle Schools with Students Like Ours
Algebra 1/Math for the Technologies 2	100.0	96.9
English 1	100.0	95.7
Biology 1/Applied Biology 2	N/A	86.3
Physical Science	N/A	98.4
US History and the Constitution	N/A	N/A
All Subjects	100.0	96.6

SC PERFORMANCE VISION

By 2020 all students will graduate with the knowledge and skills necessary to compete successfully in the global economy, participate in a democratic society and contribute positively as members of families and communities.

Abbreviations Key

N/A Not Applicable N/AV Not Available N/C Not Collected N/R Not Reported I/S Insufficient Sample TBD To be determined
 NI Newly Identified CSI Continuing School Improvement CA Corrective Action RP Plan to Restructure R Restructure DELAY School Improvement Status HOLD School Improvement Status

ALICE DRIVE MIDDLE [Sumter 17]

SCHOOL PROFILE

	Our School	Change from Last Year	Middle Schools with Students Like Ours	Median Middle School
Students (n=727)				
Students enrolled in high school credit courses (grades 7 & 8)	18.1%	Down from 50.8%	27.4%	24.5%
Retention rate	0.8%	Up from 0.1%	0.9%	0.7%
Attendance rate	95.8%	Down from 96.2%	95.6%	95.9%
Served by gifted and talented program	23.3%	Down from 23.7%	19.0%	17.8%
With disabilities other than speech	8.0%	Down from 12.1%	10.2%	9.2%
Older than usual for grade	2.6%	Down from 4.1%	2.0%	1.5%
Out-of-school suspensions or expulsions for violent and/or criminal offenses	0.8%	Up from 0.6%	0.5%	0.4%
Annual dropout rate	0.0%	Down from 0.2%	0.0%	0.0%
Teachers (n=46)				
Teachers with advanced degrees	50.0%	Up from 46.8%	61.0%	60.0%
Continuing contract teachers	93.5%	Up from 89.4%	88.5%	82.6%
Teachers returning from previous year	89.6%	Down from 91.0%	86.6%	85.6%
Teacher attendance rate	94.1%	Down from 95.0%	94.9%	95.3%
Average teacher salary*	\$46,603	Up 0.8%	\$46,544	\$46,300
Classes not taught by highly qualified teachers	0.0%	No Change	0.0%	1.2%
Professional development days/teacher	6.2 days	Down from 7.1 days	9.8 days	9.9 days
School				
Principal's years at school	4.0	Up from 3.0	4.0	4.0
Student-teacher ratio in core subjects	25.2 to 1	Up from 22.2 to 1	21.5 to 1	21.5 to 1
Prime instructional time	89.4%	Down from 90.1%	89.7%	90.1%
Opportunities in the arts	Good	No Change	Good	Good
SACS accreditation	Yes	No Change	Yes	Yes
Parents attending conferences	100.0%	Up from 96.3%	97.4%	98.1%
Character development program	Average	Down from Excellent	Good	Good
Dollars spent per pupil**	\$6,974	Down 7.3%	\$7,489	\$7,634
Percent of expenditures for instruction**	65.3%	Up from 63.4%	64.4%	64.0%
Percent of expenditures for teacher salaries**	63.0%	Up from 60.9%	62.2%	61.2%
% of AYP objectives met	95.2%	Up from 90.5%	81.0%	80.5%

* Length of contract = 185+ days.

** Prior year audited financial data available.

EVALUATION RESULTS

	Teachers	Students*	Parents*
Number of surveys returned	43	194	70
Percent satisfied with learning environment	97.7%	73.4%	87.1%
Percent satisfied with social and physical environment	100.0%	81.8%	82.1%
Percent satisfied with school-home relations	80.5%	84.4%	79.7%

*Only students at the highest middle school grade level at this school and their parents were included.

REPORT OF PRINCIPAL AND SCHOOL IMPROVEMENT COUNCIL

One of the primary goals of Alice Drive Middle School is to produce well-rounded students who succeed both inside and outside the classroom. The school offers students advanced courses in English 1, Algebra 1 and Computer Applications for high school credit. The past school year witnessed our students achieving goals in all areas of student life, academics, athletics, service learning and other extracurricular activities and organizations. Throughout the year, the students at ADMS continued to proudly represent themselves and the school. Academically, the students in every grade made gains in each content area of MAP testing. These gains were made possible through the hard work of students and teachers. All staff members participated in school and district professional development opportunities that focused on improving content-area instruction. In addition, many staff members attended professional development outside of those offered by our district. Outstanding achievements this year included 2 Duke TIP Scholar winners and 13 Junior Scholars. Forty one students qualified to take the PSAT. Alice Drive students in English 1 and Algebra 1 had a 100% End of Course passing rate.

Outside the classroom, our students continued to perform at an exemplary level. The girls' basketball team was the Mid-14 Conference regular season champions. Our girls' track team was the Conference champions. The Sumter Evening Optimist Club recognized two students as outstanding youths in the Sumter area. Our band received the prestigious Outstanding Performance Award presented by the South Carolina Band Directors Association. The band also received Superior rating at the SC Middle School Concert Festival. They had 7 students selected to Region 5 Honor Band, 3 students for All-State Band and 1 student selected for the SC Governor's School for the Arts and Humanities Summer Discovery Program. The ADMS Student Council received the Outstanding Service Project Middle School award for the Fall Festival and the Middle School Honor Council at the Southern Association of Student Council Convention in October. In March, the Student Council received the Middle Gold Honor Council Award, Outstanding Middle School Service Award for the Dear Santa Project and the Student Council president was inducted into the "Terry McCoy Hall of Fame."

On behalf of the Alice Drive staff, we are pleased to announce Mrs. Barbara Zichterman as our Teacher of the Year for 2011-2012. Mrs. Zichterman is an English/Language Arts teacher for ADM. We are proud to have her as our school representative. Richard Avins, Principal
Jock Hendrick, SIC Chairperson

Comprehensive detail, including definitions of ratings, performance criteria, and explanations of status, is available on www.ed.sc.gov and www.eoc.sc.gov as well as school and school district websites.

Printed versions are available from school districts upon request.

Abbreviations Key

N/A Not Applicable N/AV Not Available N/C Not Collected N/R Not Reported I/S Insufficient Sample TBD To be determined

NI Newly Identified CSI Continuing School Improvement CA Corrective Action RP Plan to Restructure R Restructure DELAY School Improvement Status HOLD School Improvement Status