

SC Annual School Report Card Summary

FLORENCE CHAPEL MIDDLE
Spartanburg 5
Grades: 7-8 Enrollment: 587
Principal: Steve Gambrell
Superintendent: Dr. Scott Turner
Board Chair: Mr. Steve Brockman

PERFORMANCE

Comprehensive detail, including definitions of ratings, performance criteria, and explanations of status, is available on www.ed.sc.gov and www.eoc.sc.gov as well as school and school district websites. Printed versions are available from school districts upon request.

YEAR	ABSOLUTE RATING	GROWTH RATING	PALMETTO GOLD AND SILVER AWARD		AYP STATUS	NCLB IMPROVEMENT STATUS
			General Performance	Closing the Gap		
2011	Excellent	Average	TBD	TBD	Not Met	N/A
2010	Good	Average	N/A	N/A	Not Met	N/A
2009	Good	Average	N/A	N/A	Not Met	N/A

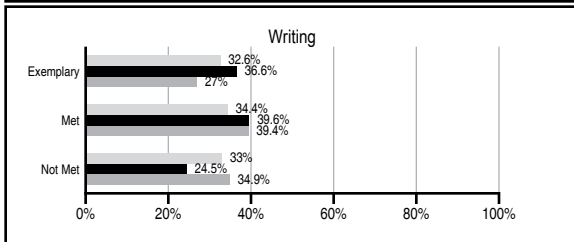
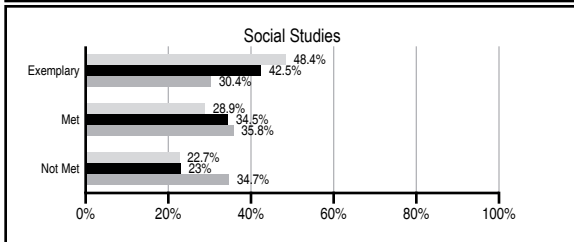
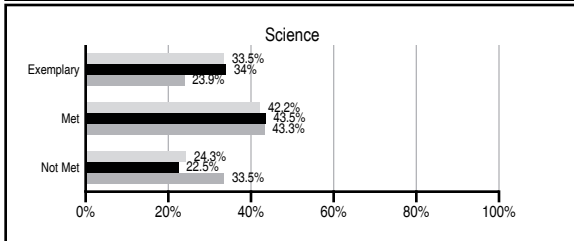
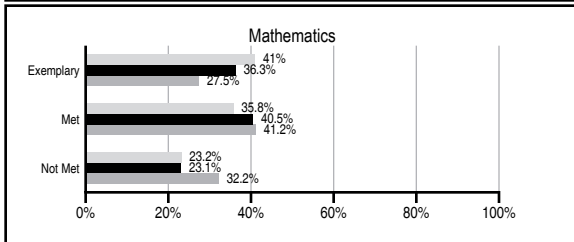
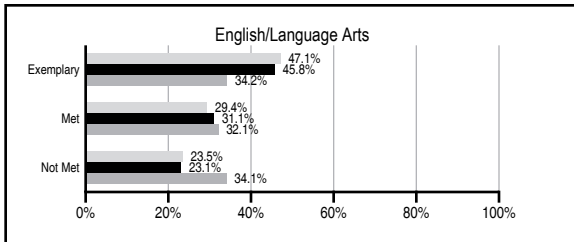
ABSOLUTE RATINGS OF MIDDLE SCHOOLS WITH STUDENTS LIKE OURS*

EXCELLENT	GOOD	AVERAGE	BELOW AVERAGE	AT-RISK
16	11	7	1	0

* Ratings are calculated with data available by 11/09/2011. Schools with Students Like Ours are Middle Schools with Poverty Indices of no more than 5% above or below the index for this school.

PASS PERFORMANCE

Our School Middle Schools with Students Like Ours Middle schools statewide



NAEP PERFORMANCE*

* Performance reported for SC and nation, data not available at school level. Percentages at NAEP Achievement Levels.



END OF COURSE TESTS - 2011

% of students scoring 70 or above on:	Our Middle School	Middle Schools with Students Like Ours
Algebra 1/Math for the Technologies 2	99.0	96.7
English 1	100.0	97.0
Biology 1/Applied Biology 2	N/A	94.8
Physical Science	N/A	52.8
US History and the Constitution	N/A	100
All Subjects	99.5	96.2

SC PERFORMANCE VISION

By 2020 all students will graduate with the knowledge and skills necessary to compete successfully in the global economy, participate in a democratic society and contribute positively as members of families and communities.

Abbreviations Key

N/A Not Applicable N/AV Not Available N/C Not Collected N/R Not Reported I/S Insufficient Sample TBD To be determined
 NI Newly Identified CSI Continuing School Improvement CA Corrective Action RP Plan to Restructure R Restructure DELAY School Improvement Status HOLD School Improvement Status

FLORENCE CHAPEL MIDDLE [Spartanburg 5]

SCHOOL PROFILE

	Our School	Change from Last Year	Middle Schools with Students Like Ours	Median Middle School
Students (n=587)				
Students enrolled in high school credit courses (grades 7 & 8)	48.9%	Up from 45.6%	34.9%	24.5%
Retention rate	0.0%	Down from 0.3%	0.4%	0.7%
Attendance rate	96.9%	Down from 97.2%	96.4%	95.9%
Served by gifted and talented program	31.8%	Up from 28.6%	24.5%	17.8%
With disabilities other than speech	9.8%	Down from 10.8%	7.2%	9.2%
Older than usual for grade	0.2%	Down from 1.0%	0.9%	1.5%
Out-of-school suspensions or expulsions for violent and/or criminal offenses	0.0%	No Change	0.3%	0.4%
Annual dropout rate	0.0%	No Change	0.0%	0.0%
Teachers (n=40)				
Teachers with advanced degrees	70.0%	Up from 68.3%	60.0%	60.0%
Continuing contract teachers	80.0%	Down from 82.9%	86.0%	82.6%
Teachers returning from previous year	86.6%	Up from 82.8%	90.1%	85.6%
Teacher attendance rate	94.3%	Up from 92.3%	94.8%	95.3%
Average teacher salary*	\$49,964	Down 1.5%	\$48,002	\$46,300
Classes not taught by highly qualified teachers	0.0%	No Change	1.8%	1.2%
Professional development days/teacher	6.0 days	Down from 11.5 days	9.6 days	9.9 days
School				
Principal's years at school	7.0	Up from 6.0	5.0	4.0
Student-teacher ratio in core subjects	19.9 to 1	Down from 20.8 to 1	23.6 to 1	21.5 to 1
Prime instructional time	90.4%	Up from 88.8%	90.8%	90.1%
Opportunities in the arts	Excellent	No Change	Good	Good
SACS accreditation	Yes	No Change	Yes	Yes
Parents attending conferences	98.4%	Down from 99.6%	98.4%	98.1%
Character development program	Excellent	No Change	Excellent	Good
Dollars spent per pupil**	\$7,598	Down 2.2%	\$6,790	\$7,634
Percent of expenditures for instruction**	65.2%	Down from 65.3%	66.1%	64.0%
Percent of expenditures for teacher salaries**	63.4%	Up from 62.4%	64.0%	61.2%
% of AYP objectives met	76.2%	Down from 95.2%	86.2%	80.5%

* Length of contract = 185+ days.

** Prior year audited financial data available.

REPORT OF PRINCIPAL AND SCHOOL IMPROVEMENT COUNCIL

Principal's Narrative 2011

We have completed a successful seventh year at Florence Chapel Middle School. We are proud to be recognized as a Red Carpet School. This recognition indicates that we have a family friendly, welcoming atmosphere. We have a very active School Improvement Council and a supportive PTO as well. Many in our community have volunteered their service as mentors for our students. We continue to increase the number of students who are enrolled in our Honors Algebra I and II and our Honors Language Arts, Math, Science and Social Studies. We also offer a wide range of exploratory courses: Foreign Languages, Careers, Technology, Fine Arts and others. We have a Career Development Facilitator to meet the needs of our students in planning for their future. We have other reasons to celebrate. Twenty nine of our eighth graders were named Junior Scholars. Five of our seventh graders were named Duke Tip Scholars. Seven of our eighth grade students were selected to attend the Scholars Academy at USC Upstate, our largest number ever. Our Academic Team placed second in the state in Knowledge Master Competition. Our Fine Arts students were successful in band, chorus and orchestra competitions. Our athletic teams were successful as well. We need and appreciate your support as we strive to achieve our goals.

EVALUATION RESULTS

	Teachers	Students*	Parents*
Number of surveys returned	40	272	150
Percent satisfied with learning environment	95.0%	79.6%	87.0%
Percent satisfied with social and physical environment	95.0%	84.4%	83.6%
Percent satisfied with school-home relations	95.0%	86.7%	80.1%

*Only students at the highest middle school grade level at this school and their parents were included.

Comprehensive detail, including definitions of ratings, performance criteria, and explanations of status, is available on www.ed.sc.gov and www.eoc.sc.gov as well as school and school district websites.

Printed versions are available from school districts upon request.

Abbreviations Key

N/A Not Applicable N/AV Not Available N/C Not Collected N/R Not Reported I/S Insufficient Sample TBD To be determined
 NI Newly Identified CSI Continuing School Improvement CA Corrective Action RP Plan to Restructure R Restructure DELAY School Improvement Status HOLD School Improvement Status