



SC Annual School Report Card Summary

SALUDA MIDDLE
Saluda
Grades: 6-8 Enrollment: 453
Principal: Shawn Love
Superintendent: Dr. David M. Mathis
Board Chair: Dr. Kathy Coleman

PERFORMANCE

Comprehensive detail, including definitions of ratings, performance criteria, and explanations of status, is available on www.ed.sc.gov and www.eoc.sc.gov as well as school and school district websites. Printed versions are available from school districts upon request.

YEAR	ABSOLUTE RATING	GROWTH RATING	PALMETTO GOLD AND SILVER AWARD		AYP STATUS	NCLB IMPROVEMENT STATUS
			General Performance	Closing the Gap		
2011	Average	Good	TBD	TBD	Met	N/A
2010	Average	Average	N/A	N/A	Not Met	N/A
2009	Average	Average	N/A	Silver	Not Met	N/A

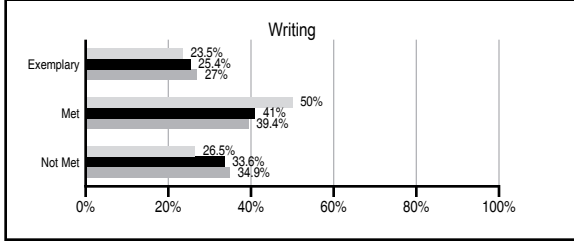
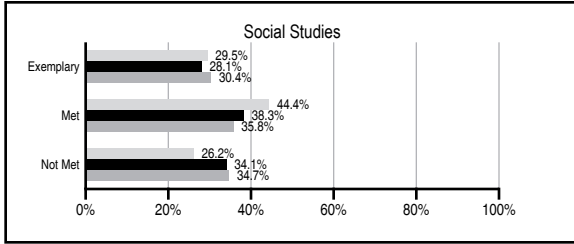
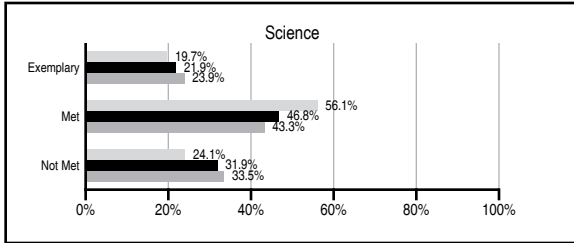
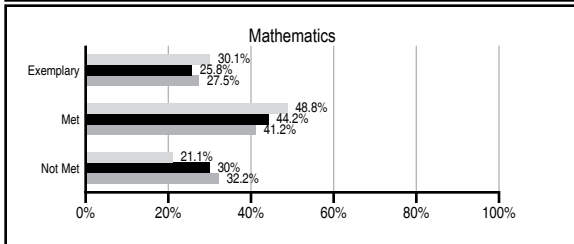
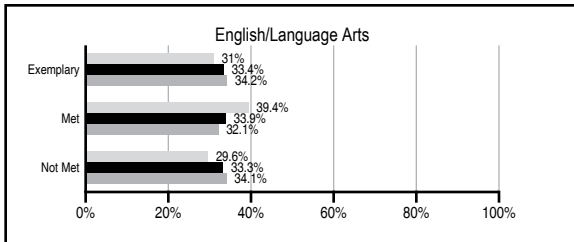
ABSOLUTE RATINGS OF MIDDLE SCHOOLS WITH STUDENTS LIKE OURS*

EXCELLENT	GOOD	AVERAGE	BELOW AVERAGE	AT-RISK
3	11	46	4	0

* Ratings are calculated with data available by 11/09/2011. Schools with Students Like Ours are Middle Schools with Poverty Indices of no more than 5% above or below the index for this school.




PASS PERFORMANCE

Our School
 Middle Schools with Students Like Ours
 Middle schools statewide



NAEP PERFORMANCE*

* Performance reported for SC and nation, data not available at school level. Percentages at NAEP Achievement Levels.



END OF COURSE TESTS - 2011

% of students scoring 70 or above on:	Our Middle School	Middle Schools with Students Like Ours
Algebra 1/Math for the Technologies 2	100.0	96.8
English 1	96.3	96.0
Biology 1/Applied Biology 2	N/A	90.2
Physical Science	N/A	99.0
US History and the Constitution	N/A	N/A
All Subjects	98.6	96.4

SC PERFORMANCE VISION

By 2020 all students will graduate with the knowledge and skills necessary to compete successfully in the global economy, participate in a democratic society and contribute positively as members of families and communities.

Abbreviations Key

N/A Not Applicable N/AV Not Available N/C Not Collected N/R Not Reported I/S Insufficient Sample TBD To be determined
 NI Newly Identified CSI Continuing School Improvement CA Corrective Action RP Plan to Restructure R Restructure DELAY School Improvement Status HOLD School Improvement Status

SALUDA MIDDLE [Saluda]

SCHOOL PROFILE

	Our School	Change from Last Year	Middle Schools with Students Like Ours	Median Middle School
Students (n=453)				
Students enrolled in high school credit courses (grades 7 & 8)	93.4%	Down from 96.1%	23.9%	24.5%
Retention rate	0.0%	Down from 0.2%	0.9%	0.7%
Attendance rate	96.4%	Up from 96.0%	95.7%	95.9%
Served by gifted and talented program	11.3%	Down from 12.4%	18.4%	17.8%
With disabilities other than speech	8.8%	Down from 12.4%	10.1%	9.2%
Older than usual for grade	1.8%	Down from 3.8%	1.8%	1.5%
Out-of-school suspensions or expulsions for violent and/or criminal offenses	1.1%	Up from 0.4%	0.4%	0.4%
Annual dropout rate	0.3%	Down from 0.7%	0.0%	0.0%
Teachers (n=34)				
Teachers with advanced degrees	47.1%	Down from 51.4%	58.1%	60.0%
Continuing contract teachers	94.1%	Up from 86.5%	87.5%	82.6%
Teachers returning from previous year	86.9%	Up from 82.0%	85.6%	85.6%
Teacher attendance rate	95.6%	Up from 95.2%	95.4%	95.3%
Average teacher salary*	\$41,684	Down 1.2%	\$45,903	\$46,300
Classes not taught by highly qualified teachers	10.0%	Up from 8.6%	1.0%	1.2%
Professional development days/teacher	22.7 days	Up from 19.8 days	10.0 days	9.9 days
School				
Principal's years at school	7.0	Up from 6.0	4.0	4.0
Student-teacher ratio in core subjects	17.6 to 1	Up from 16.6 to 1	21.4 to 1	21.5 to 1
Prime instructional time	90.4%	Up from 89.5%	89.7%	90.1%
Opportunities in the arts	Good	No Change	Good	Good
SACS accreditation	No	No Change	Yes	Yes
Parents attending conferences	100.0%	Up from 99.1%	97.4%	98.1%
Character development program	Good	No Change	Good	Good
Dollars spent per pupil**	\$6,974	Down 3.6%	\$7,489	\$7,634
Percent of expenditures for instruction**	69.3%	Up from 69.0%	63.3%	64.0%
Percent of expenditures for teacher salaries**	68.3%	Up from 67.9%	60.8%	61.2%
% of AYP objectives met	100.0%	Up from 96.6%	81.0%	80.5%

* Length of contract = 185+ days.

** Prior year audited financial data available.

EVALUATION RESULTS

	Teachers	Students*	Parents*
Number of surveys returned	36	113	29
Percent satisfied with learning environment	86.1%	87.6%	89.3%
Percent satisfied with social and physical environment	94.4%	88.5%	92.9%
Percent satisfied with school-home relations	65.7%	80.5%	85.7%

*Only students at the highest middle school grade level at this school and their parents were included.

REPORT OF PRINCIPAL AND SCHOOL IMPROVEMENT COUNCIL

All teachers are currently engaged in on-going, professional development regarding formative and summative assessments and elevating the essentials - improving students' ability to read, write, and discuss. All faculty members have also received intense, on-going training in working in Professional Learning Communities, creating high quality assessments, and providing feedback to students. Power Period continues as an additional 60 minute course in which students have the opportunity for enrichment, second chances at academic success, and remediation.

Saluda Middle School continues to offer courses for high school credit: Algebra I Honors, English I Honors, Computer Applications, Real World Math Applications, Real World Reading Applications, and PE. End-Of-Course (EOC) Examination Program results were extremely successful with 100% of students passing Algebra I, 96% of students passing English I, and over half of the students taking the Algebra exams scored an A.

For the first time in a decade, our school participated in the Regional Science Fair and students placed 2nd in the Chemistry Division and 3rd in the Electricity/Magnetism/Thermodynamics Division. SMS held the following extracurricular activities: Glee Club, ROAR Television Production Crew, School Improvement Council, BETA club, yearbook staff, marching and jazz band, percussion ensemble, athletics, student council, and Fellowship of Christian Athletes. At the state convention, BETA club members placed in the following categories: 2nd in watercolors, 2nd in cross stitch, 3rd in poetry, and 3rd in banner competition. Four students were identified as South Carolina Junior Scholars; and 28 students were identified as academically qualified to participate in the Duke University Talent Identification Program. Over a dozen students were recognized for their artistic abilities through various art competitions and four students qualified for the South Carolina Honor Band.

Saluda Middle School received additional staff through a substantial grant. We employ a School Resource Officer, Parent Liaison, Truancy Officer, and Mental Health Counselor. Also through the grant, every student participated in the "All Stars" program which enhances positive behaviors and prevents substance abuse, premature sexual activity, fighting, and delinquency. With the assistance of our Career Specialist, 192 students benefited by venturing out into the community to get a firsthand look at the job market and over 82% of our students completed their Individualized Graduation Plans. In addition, we held multiple career days sponsored by Piedmont Technical College and local business leaders and community members.

Maribeth Werts, School Improvement Council
Shawn Clark, Principal

Comprehensive detail, including definitions of ratings, performance criteria, and explanations of status, is available on www.ed.sc.gov and www.eoc.sc.gov as well as school and school district websites.

Printed versions are available from school districts upon request.

Abbreviations Key

N/A Not Applicable N/AV Not Available N/C Not Collected N/R Not Reported I/S Insufficient Sample TBD To be determined

NI Newly Identified CSI Continuing School Improvement CA Corrective Action RP Plan to Restructure R Restructure DELAY School Improvement Status HOLD School Improvement Status