



SC Annual School Report Card Summary

PICKENS MIDDLE
Pickens
Grades: 6-8 Enrollment: 833
Principal: Dr. Libba Floyd
Superintendent: Henry H. Hunt, Ph.D.
Board Chair: Alex Saitta

PERFORMANCE

Comprehensive detail, including definitions of ratings, performance criteria, and explanations of status, is available on www.ed.sc.gov and www.eoc.sc.gov as well as school and school district websites. Printed versions are available from school districts upon request.

YEAR	ABSOLUTE RATING	GROWTH RATING	PALMETTO GOLD AND SILVER AWARD		AYP STATUS	NCLB IMPROVEMENT STATUS
			General Performance	Closing the Gap		
2011	Average	Average	TBD	TBD	Not Met	N/A
2010	Average	Average	N/A	N/A	Not Met	N/A
2009	Average	Average	N/A	N/A	Not Met	N/A

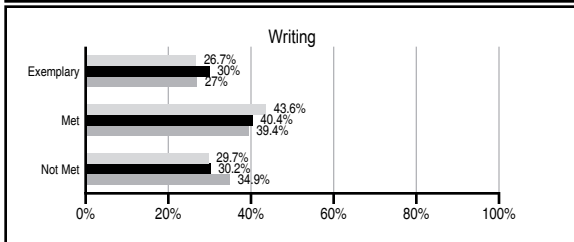
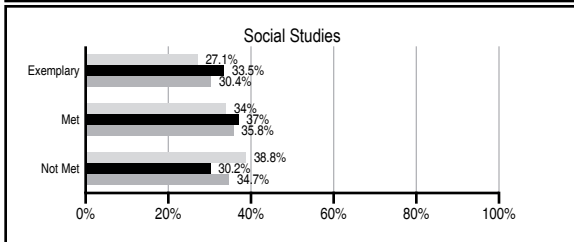
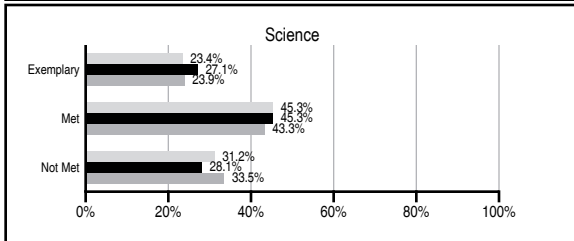
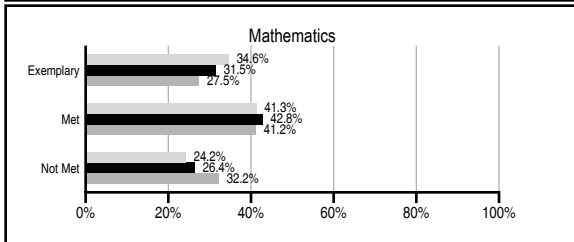
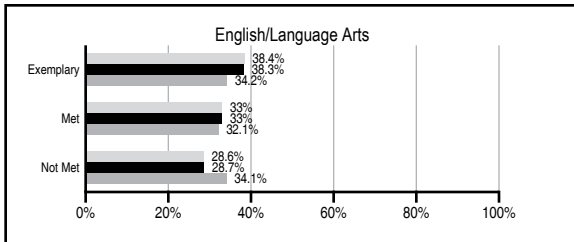
ABSOLUTE RATINGS OF MIDDLE SCHOOLS WITH STUDENTS LIKE OURS*

EXCELLENT	GOOD	AVERAGE	BELOW AVERAGE	AT-RISK
4	16	29	0	1

* Ratings are calculated with data available by 11/09/2011. Schools with Students Like Ours are Middle Schools with Poverty Indices of no more than 5% above or below the index for this school.

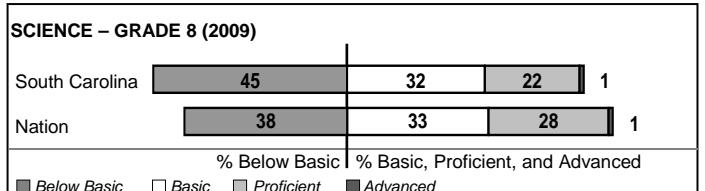
PASS PERFORMANCE

Our School
 Middle Schools with Students Like Ours
 Middle schools statewide



NAEP PERFORMANCE*

* Performance reported for SC and nation, data not available at school level. Percentages at NAEP Achievement Levels.



END OF COURSE TESTS - 2011

% of students scoring 70 or above on:	Our Middle School	Middle Schools with Students Like Ours
Algebra 1/Math for the Technologies 2	100.0	98.0
English 1	97.5	92.9
Biology 1/Applied Biology 2	N/A	N/A
Physical Science	N/A	34.2
US History and the Constitution	N/A	N/A
All Subjects	98.7	96.0

SC PERFORMANCE VISION

By 2020 all students will graduate with the knowledge and skills necessary to compete successfully in the global economy, participate in a democratic society and contribute positively as members of families and communities.

Abbreviations Key

N/A Not Applicable N/AV Not Available N/C Not Collected N/R Not Reported I/S Insufficient Sample TBD To be determined
 NI Newly Identified CSI Continuing School Improvement CA Corrective Action RP Plan to Restructure R Restructure DELAY School Improvement Status HOLD School Improvement Status

PICKENS MIDDLE [Pickens]

SCHOOL PROFILE

	Our School	Change from Last Year	Middle Schools with Students Like Ours	Median Middle School
Students (n=833)				
Students enrolled in high school credit courses (grades 7 & 8)	64.3%	Up from 58.8%	30.8%	24.5%
Retention rate	2.9%	Up from 2.3%	0.6%	0.7%
Attendance rate	95.7%	Down from 96.1%	96.0%	95.9%
Served by gifted and talented program	24.4%	Up from 23.2%	21.1%	17.8%
With disabilities other than speech	12.0%	Down from 12.1%	9.2%	9.2%
Older than usual for grade	2.9%	Up from 2.5%	1.2%	1.5%
Out-of-school suspensions or expulsions for violent and/or criminal offenses	1.3%	Up from 0.0%	0.5%	0.4%
Annual dropout rate	0.0%	No Change	0.0%	0.0%
Teachers (n=50)				
Teachers with advanced degrees	56.0%	Down from 61.1%	61.2%	60.0%
Continuing contract teachers	84.0%	Up from 74.1%	85.2%	82.6%
Teachers returning from previous year	82.1%	Up from 80.9%	86.8%	85.6%
Teacher attendance rate	94.4%	Down from 95.1%	95.5%	95.3%
Average teacher salary*	\$47,399	Down 1.1%	\$46,746	\$46,300
Classes not taught by highly qualified teachers	0.0%	No Change	0.2%	1.2%
Professional development days/teacher	13.4 days	Up from 12.2 days	9.2 days	9.9 days
School				
Principal's years at school	4.0	Up from 3.0	4.0	4.0
Student-teacher ratio in core subjects	24.7 to 1	Up from 22.0 to 1	22.9 to 1	21.5 to 1
Prime instructional time	88.3%	Down from 89.8%	90.2%	90.1%
Opportunities in the arts	Good	No Change	Good	Good
SACS accreditation	Yes	No Change	Yes	Yes
Parents attending conferences	100.0%	No Change	99.4%	98.1%
Character development program	Excellent	No Change	Good	Good
Dollars spent per pupil**	\$7,315	Down 4.4%	\$7,346	\$7,634
Percent of expenditures for instruction**	59.9%	Down from 61.8%	64.5%	64.0%
Percent of expenditures for teacher salaries**	58.2%	Up from 56.9%	62.3%	61.2%
% of AYP objectives met	71.4%	Down from 88.2%	81.0%	80.5%

* Length of contract = 185+ days.

** Prior year audited financial data available.

REPORT OF PRINCIPAL AND SCHOOL IMPROVEMENT COUNCIL

Pickens Middle School, a 2011 National School to Watch, National Blue Ribbon School of Excellence and a National Service Learning Leader School, works daily with parents and community to emphasize high academic achievement, career awareness, and citizenship through diverse learning opportunities in a secure and caring environment. Pickens Middle has been named a 2011 Safe kids School, National School of Character Promising Practices, an Exemplary Writing School and a Carolina First Palmetto's Finest state middle school. We seek to improve student achievement by reading across the curriculum, creating career awareness through job shadowing activities and increasing parent involvement. The faculty participates in numerous staff development conferences through the TAP – SC Teacher and Student Advancement Program, Southern Regional Education Board (SREB), the National Middle School Conference, and other state and local conferences. Differentiated instruction, Thinking Maps, Literacy, technology integration are among the staff development activities that the faculty participated in during school day meetings. Selected by the State Department of Education, the school is in the fifth year of a project to use the environment as an integrating context for learning. Seventh graders participate in this project in an effort to close the achievement gap. As a national leader in service learning, we continue to involve 100 percent of the faculty and students with service learning integrated into the curriculum. Plans are to develop a professional library to offer to teachers the resources for innovative teaching techniques. It is our belief that by enlisting the support of the faculty, staff, administration, parents, and the community, we will achieve our goal of engaging students who can cope with the demands of an ever-changing world. Strong community support is shown through our civic organizations and business community partnerships that provide both financial and personal support to our school.

Dr. Libba Floyd, Principal

Donald Lundquist, School Improvement Council

EVALUATION RESULTS

	Teachers	Students*	Parents*
Number of surveys returned	44	207	87
Percent satisfied with learning environment	54.5%	71.4%	90.7%
Percent satisfied with social and physical environment	77.3%	76.8%	77.4%
Percent satisfied with school-home relations	56.8%	82.7%	75.0%

*Only students at the highest middle school grade level at this school and their parents were included.

Comprehensive detail, including definitions of ratings, performance criteria, and explanations of status, is available on www.ed.sc.gov and www.eoc.sc.gov as well as school and school district websites.

Printed versions are available from school districts upon request.

Abbreviations Key

N/A Not Applicable N/AV Not Available N/C Not Collected N/R Not Reported I/S Insufficient Sample TBD To be determined

NI Newly Identified CSI Continuing School Improvement CA Corrective Action RP Plan to Restructure R Restructure DELAY School Improvement Status HOLD School Improvement Status