



SC Annual School Report Card Summary

PALMETTO MIDDLE
Marion Two
Grades: 6-8 Enrollment: 406
Principal: Mr. Coleman Barbour
Superintendent: Dr. Dan Strickland
Board Chair: Mrs. Mollie Bethea-Floyd

PERFORMANCE

Comprehensive detail, including definitions of ratings, performance criteria, and explanations of status, is available on www.ed.sc.gov and www.eoc.sc.gov as well as school and school district websites. Printed versions are available from school districts upon request.

| YEAR | ABSOLUTE RATING | GROWTH RATING | PALMETTO GOLD AND SILVER AWARD | | AYP STATUS | NCLB IMPROVEMENT STATUS |
|------|-----------------|---------------|--------------------------------|-----------------|------------|-------------------------|
| | | | General Performance | Closing the Gap | | |
| 2011 | At-Risk | Below Average | TBD | TBD | Not Met | NI |
| 2010 | Below Average | Below Average | N/A | N/A | Not Met | N/A |
| 2009 | Below Average | Below Average | N/A | N/A | Not Met | N/A |

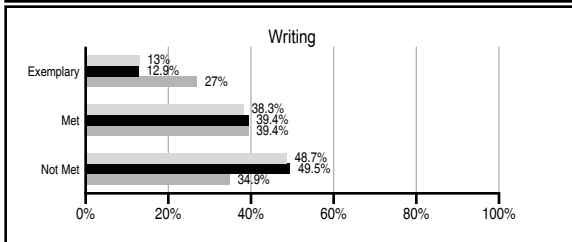
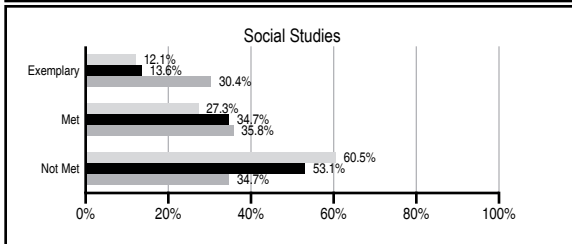
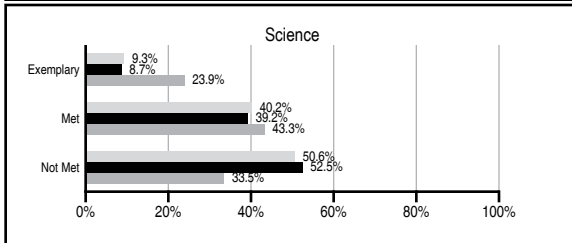
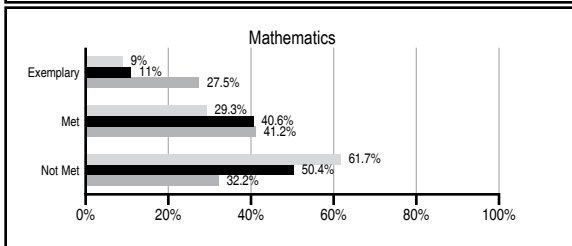
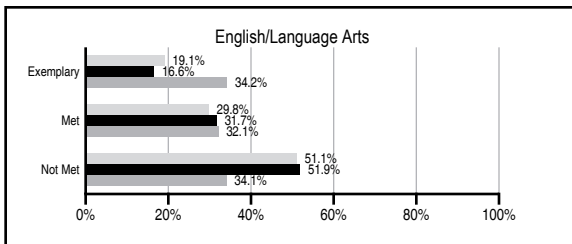
ABSOLUTE RATINGS OF MIDDLE SCHOOLS WITH STUDENTS LIKE OURS*

| EXCELLENT | GOOD | AVERAGE | BELOW AVERAGE | AT-RISK |
|-----------|------|---------|---------------|---------|
| 0 | 0 | 11 | 27 | 25 |

* Ratings are calculated with data available by 11/09/2011. Schools with Students Like Ours are Middle Schools with Poverty Indices of no more than 5% above or below the index for this school.

PASS PERFORMANCE

Our School Middle Schools with Students Like Ours Middle schools statewide



NAEP PERFORMANCE*

* Performance reported for SC and nation, data not available at school level. Percentages at NAEP Achievement Levels.



END OF COURSE TESTS - 2011

| % of students scoring 70 or above on: | Our Middle School | Middle Schools with Students Like Ours |
|---------------------------------------|-------------------|--|
| Algebra 1/Math for the Technologies 2 | 68.4 | 88.0 |
| English 1 | N/A | 86.5 |
| Biology 1/Applied Biology 2 | N/A | 36.8 |
| Physical Science | N/A | 16.8 |
| US History and the Constitution | N/A | N/A |
| All Subjects | 68.4 | 87.4 |

SC PERFORMANCE VISION

By 2020 all students will graduate with the knowledge and skills necessary to compete successfully in the global economy, participate in a democratic society and contribute positively as members of families and communities.

Abbreviations Key

N/A Not Applicable N/AV Not Available N/C Not Collected N/R Not Reported I/S Insufficient Sample TBD To be determined
 NI Newly Identified CSI Continuing School Improvement CA Corrective Action RP Plan to Restructure R Restructure DELAY School Improvement Status HOLD School Improvement Status

PALMETTO MIDDLE [Marion Two]

SCHOOL PROFILE

REPORT OF PRINCIPAL AND SCHOOL IMPROVEMENT COUNCIL

| | Our School | Change from Last Year | Middle Schools with Students Like Ours | Median Middle School |
|--|------------|-----------------------|--|----------------------|
| Students (n=406) | | | | |
| Students enrolled in high school credit courses (grades 7 & 8) | N/R | N/R | 13.4% | 24.5% |
| Retention rate | 0.0% | Down from 0.3% | 1.0% | 0.7% |
| Attendance rate | 93.2% | Down from 94.1% | 95.3% | 95.9% |
| Served by gifted and talented program | 16.8% | Up from 15.4% | 5.6% | 17.8% |
| With disabilities other than speech | 8.4% | Down from 14.1% | 11.2% | 9.2% |
| Older than usual for grade | 3.5% | Up from 1.7% | 3.2% | 1.5% |
| Out-of-school suspensions or expulsions for violent and/or criminal offenses | N/R | N/R | 0.3% | 0.4% |
| Annual dropout rate | 0.0% | No Change | 0.0% | 0.0% |
| Teachers (n=23) | | | | |
| Teachers with advanced degrees | 56.5% | Down from 60.7% | 58.9% | 60.0% |
| Continuing contract teachers | 78.3% | Up from 75.0% | 65.8% | 82.6% |
| Teachers returning from previous year | 72.7% | Down from 76.9% | 77.3% | 85.6% |
| Teacher attendance rate | 92.5% | Down from 92.6% | 95.4% | 95.3% |
| Average teacher salary* | \$40,782 | Down 2.1% | \$43,817 | \$46,300 |
| Classes not taught by highly qualified teachers | 6.2% | Down from 16.3% | 5.9% | 1.2% |
| Professional development days/teacher | N/R | N/R | 10.6 days | 9.9 days |
| School | | | | |
| Principal's years at school | 4.0 | Up from 3.0 | 3.0 | 4.0 |
| Student-teacher ratio in core subjects | N/R | N/R | 18.1 to 1 | 21.5 to 1 |
| Prime instructional time | 84.7% | Down from 85.6% | 89.2% | 90.1% |
| Opportunities in the arts | Poor | Down from Excellent | Good | Good |
| SACS accreditation | Yes | No Change | Yes | Yes |
| Parents attending conferences | N/R | N/R | 98.0% | 98.1% |
| Character development program | N/R | N/R | Good | Good |
| Dollars spent per pupil** | \$7,583 | Down 7.3% | \$10,000 | \$7,634 |
| Percent of expenditures for instruction** | 62.7% | Down from 67.1% | 60.0% | 64.0% |
| Percent of expenditures for teacher salaries** | 56.4% | Up from 55.9% | 55.7% | 61.2% |
| % of AYP objectives met | 47.6% | Down from 76.2% | 70.6% | 80.5% |

* Length of contract = 185+ days.

** Prior year audited financial data available.

EVALUATION RESULTS

| | Teachers | Students* | Parents* |
|--|----------|-----------|----------|
| Number of surveys returned | 23 | 100 | 44 |
| Percent satisfied with learning environment | 87.0% | 60.6% | 56.1% |
| Percent satisfied with social and physical environment | 91.3% | 62.0% | 52.4% |
| Percent satisfied with school-home relations | 60.9% | 77.6% | 69.0% |

*Only students at the highest middle school grade level at this school and their parents were included.

Comprehensive detail, including definitions of ratings, performance criteria, and explanations of status, is available on www.ed.sc.gov and www.eoc.sc.gov as well as school and school district websites.

Printed versions are available from school districts upon request.

Abbreviations Key

N/A Not Applicable N/AV Not Available N/C Not Collected N/R Not Reported I/S Insufficient Sample TBD To be determined

NI Newly Identified CSI Continuing School Improvement CA Corrective Action RP Plan to Restructure R Restructure DELAY School Improvement Status HOLD School Improvement Status