



# SC Annual School Report Card Summary

**HARDEEVILLE MIDDLE/HIGH**  
**Jasper**  
**Grades: 6-12** Enrollment: 526  
**Principal: Jamal Crawford**  
**Superintendent: Dr. Vashti K. Washington**  
**Board Chair: Kathleen Snooks**

## PERFORMANCE

Comprehensive detail, including definitions of ratings, performance criteria, and explanations of status, is available on [www.ed.sc.gov](http://www.ed.sc.gov) and [www.eoc.sc.gov](http://www.eoc.sc.gov) as well as school and school district websites. Printed versions are available from school districts upon request.

YEAR	ABSOLUTE RATING	GROWTH RATING	PALMETTO GOLD AND SILVER AWARD		AYP STATUS	NCLB IMPROVEMENT STATUS
			General Performance	Closing the Gap		
2011	Below Average	Average	TBD	TBD	Not Met	N/A
2010	Below Average	Average	N/A	N/A	Not Met	N/A
2009	At-Risk	Below Average	N/A	N/A	Not Met	N/A

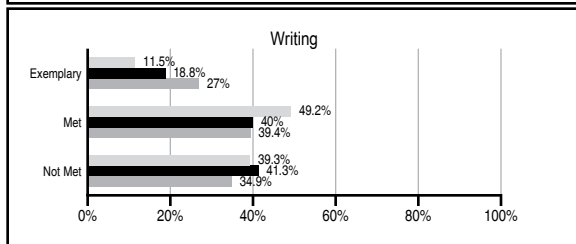
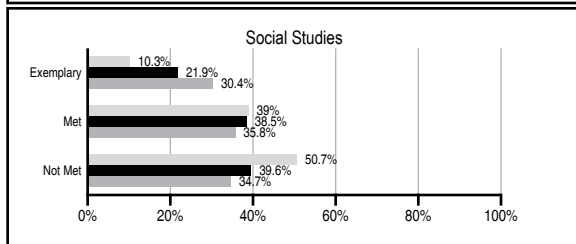
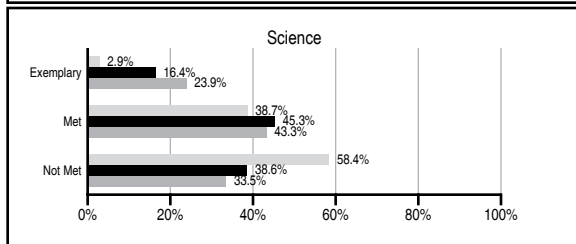
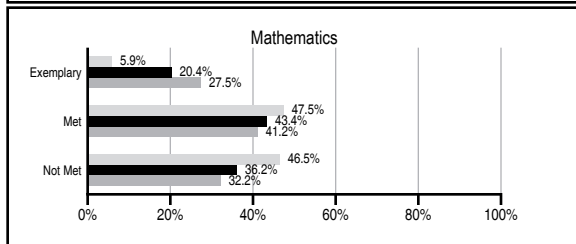
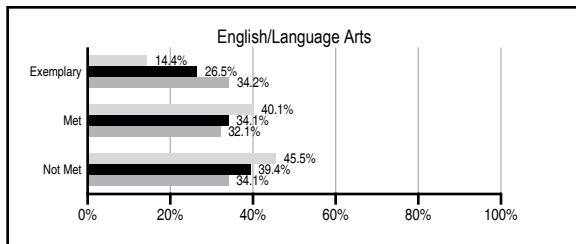
## ABSOLUTE RATINGS OF MIDDLE SCHOOLS WITH STUDENTS LIKE OURS\*

EXCELLENT	GOOD	AVERAGE	BELOW AVERAGE	AT-RISK
0	1	40	11	2

\*Ratings are calculated with data available by 11/09/2011. Schools with Students Like Ours are Middle Schools with Poverty Indices of no more than 5% above or below the index for this school.

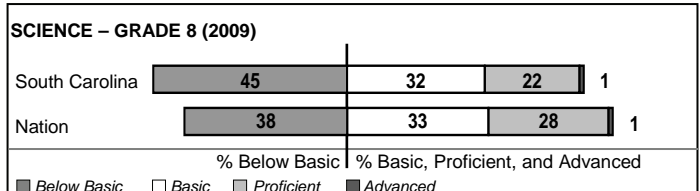
## PASS PERFORMANCE

Our School Middle Schools with Students Like Ours Middle schools statewide



## NAEP PERFORMANCE\*

\* Performance reported for SC and nation, data not available at school level. Percentages at NAEP Achievement Levels.



## END OF COURSE TESTS - 2011

% of students scoring 70 or above on:	Our Middle School	Middle Schools with Students Like Ours
Algebra 1/Math for the Technologies 2	83.3	96.6
English 1	N/A	91.5
Biology 1/Applied Biology 2	N/A	98.2
Physical Science	N/A	57.8
US History and the Constitution	N/A	N/A
All Subjects	83.3	95.1

## SC PERFORMANCE VISION

*By 2020 all students will graduate with the knowledge and skills necessary to compete successfully in the global economy, participate in a democratic society and contribute positively as members of families and communities.*

### Abbreviations Key

N/A Not Applicable N/AV Not Available N/C Not Collected N/R Not Reported I/S Insufficient Sample TBD To be determined  
 NI Newly Identified CSI Continuing School Improvement CA Corrective Action RP Plan to Restructure R Restructure DELAY School Improvement Status HOLD School Improvement Status

# HARDEEVILLE MIDDLE/HIGH [Jasper]

## SCHOOL PROFILE

	Our School	Change from Last Year	Middle Schools with Students Like Ours	Median Middle School
<b>Students (n=526)</b>				
Students enrolled in high school credit courses (grades 7 & 8)	0.0%	No Change	24.5%	24.5%
Retention rate	2.9%	Up from 2.2%	0.7%	0.7%
Attendance rate	99.9%	Up from 96.6%	95.8%	95.9%
Served by gifted and talented program	8.1%	Up from 6.8%	13.9%	17.8%
With disabilities other than speech	8.5%	Down from 11.0%	9.9%	9.2%
Older than usual for grade	8.9%	Up from 8.5%	2.2%	1.5%
Out-of-school suspensions or expulsions for violent and/or criminal offenses	2.5%	Up from 2.1%	0.7%	0.4%
Annual dropout rate	1.8%	Up from 0.0%	0.0%	0.0%
<b>Teachers (n=40)</b>				
Teachers with advanced degrees	70.0%	Up from 65.1%	57.2%	60.0%
Continuing contract teachers	72.5%	Up from 65.1%	82.5%	82.6%
Teachers returning from previous year	82.1%	N/A	83.3%	85.6%
Teacher attendance rate	93.6%	Down from 98.6%	95.4%	95.3%
Average teacher salary*	\$52,501	Up 5.9%	\$45,140	\$46,300
Classes not taught by highly qualified teachers	2.6%	Down from 7.7%	2.3%	1.2%
Professional development days/teacher	13.3 days	Up from 9.6 days	11.0 days	9.9 days
<b>School</b>				
Principal's years at school	1.0	Down from 3.0	4.0	4.0
Student-teacher ratio in core subjects	20.5 to 1	Down from 22.7 to 1	20.9 to 1	21.5 to 1
Prime instructional time	92.4%	Down from 94.1%	90.7%	90.1%
Opportunities in the arts	Good	No Change	Good	Good
SACS accreditation	Yes	No Change	Yes	Yes
Parents attending conferences	96.5%	Up from 86.7%	96.6%	98.1%
Character development program	Average	Up from Below Average	Good	Good
Dollars spent per pupil**	\$8,184	Down 6.0%	\$7,623	\$7,634
Percent of expenditures for instruction**	66.4%	Down from 67.6%	62.1%	64.0%
Percent of expenditures for teacher salaries**	63.5%	Up from 62.5%	59.2%	61.2%
% of AYP objectives met	47.6%	Down from 90.5%	76.4%	80.5%

\* Length of contract = 185+ days.

\*\* Prior year audited financial data available.

## EVALUATION RESULTS

	Teachers	Students*	Parents*
Number of surveys returned	N/A	N/A	N/A
Percent satisfied with learning environment	N/A	N/A	N/A
Percent satisfied with social and physical environment	N/A	N/A	N/A
Percent satisfied with school-home relations	N/A	N/A	N/A

\*Only students at the highest middle school grade level at this school and their parents were included.

Comprehensive detail, including definitions of ratings, performance criteria, and explanations of status, is available on [www.ed.sc.gov](http://www.ed.sc.gov) and [www.eoc.sc.gov](http://www.eoc.sc.gov) as well as school and school district websites.

Printed versions are available from school districts upon request.

## REPORT OF PRINCIPAL AND SCHOOL IMPROVEMENT COUNCIL

The Hardeeville Middle High School campus is the home to 550 students collectively. The middle school constitutes approximately 300 students (6th – 8th grade) while the high school (9th – 12th grade) houses the remaining 250. The HMHS staff and community has put forth a lot of effort to change the course of Hardeeville Middle High School, in regards to student discipline, community involvement and considerable gains in the classroom and on the playing fields. We are vowing to continue in our upward migration to becoming a great school in Jasper County, the Lowcountry, the State and the Southeast, by encouraging our students and staff to push the envelope and challenge themselves daily.

1. The Mighty Hurricanes got off to a "Whirlwind" start by going to the 3rd round of the Class 1-A State Football Playoffs
2. Aaron Grant won runner-up in the State 110 meter hurdles and 400 meter hurdles
3. Carlos Morales – Allstate Soccer player Class 1-A
4. Jarrell Knighton, Jamal Kinlaw & Dominique Riley – Allstate Football Class 1-A
5. Jarrell Knighton & Jamal Kinlaw signed to play Football at North Carolina Tech
6. Soccer – Region Champs
7. Aaron Grant signed to run track for Savannah State University
8. Ajene Hilliard was named to the Governors School for the upcoming 2011-2012 SY
9. The Harmonizing Hurricanes performed in Myrtle Beach for the State School reps.
10. The first Parent Day was a huge success

At HMHS we offer our students a hands-on and rigorous blend of Honors and College Preparatory courses. This past school year our students were exposed to many electives that stimulated them physically and cognitively; while the core courses prepared them for post-secondary success. The goals of the School Improvement Grant (SIG) has energized the campus and powered classroom instruction. We had a very energetic PBIS committee that stood out as a true catalyst for the system and allowed it to take root and grow. Throughout this school year all academic decisions have been data driven. With the assistance of our instructional coaches, our teachers met weekly to discuss data, continue implementation of SIG goals and gain knowledge on continued instructional improvement. All stakeholders are now fully aware of MAP/PASS data and how to use it to improve student achievement. In the upcoming year, students will be required to keep data folders with their personal data.

The school implemented MAP RIT time to facilitate improvement in academic achievement for all students. Every student was scheduled to attend a reading or math RIT class at the end of the day. Students were placed in the classes according to their reading or math RIT scores from the previous MAP testing term. HMHS also used SIG funds to provide extended year Summer Enrichment classes for targeted students.

This upcoming school year we will instruct our students using a Four Block Schedule, which will be a challenge, but we will persevere and our students will soar. At the close of this year our graduating seniors are prepared to explore many opportunities and meet the challenges of this global market.

Once again HMHS has weathered the past and is blazing a trail of success in the classroom and on the fields.  
Ranell Williams, Jr. Principal

### Abbreviations Key

N/A Not Applicable N/AV Not Available N/C Not Collected N/R Not Reported I/S Insufficient Sample TBD To be determined  
NI Newly Identified CSI Continuing School Improvement CA Corrective Action RP Plan to Restructure R Restructure DELAY School Improvement Status HOLD School Improvement Status