



SC Annual School Report Card Summary

OCEAN BAY MIDDLE

Horry

Grades: 6-8

Enrollment: 1,025

Principal: Constance A. Huddle

Superintendent: Dr. Cynthia Elsberry

Board Chair: Will Garland

PERFORMANCE

Comprehensive detail, including definitions of ratings, performance criteria, and explanations of status, is available on www.ed.sc.gov and www.eoc.sc.gov as well as school and school district websites. Printed versions are available from school districts upon request.

YEAR	ABSOLUTE RATING	GROWTH RATING	PALMETTO GOLD AND SILVER AWARD		AYP STATUS	NCLB IMPROVEMENT STATUS
			General Performance	Closing the Gap		
2011	Excellent	Excellent	TBD	TBD	Not Met	N/A
2010	Excellent	Good	Gold	Silver	Not Met	N/A
2009	Good	Average	N/A	Silver	Not Met	N/A

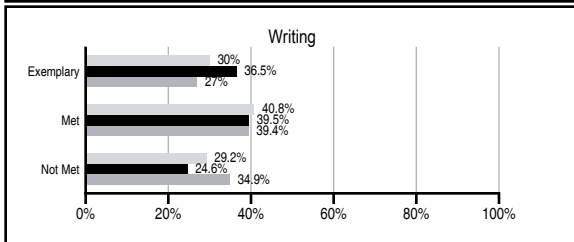
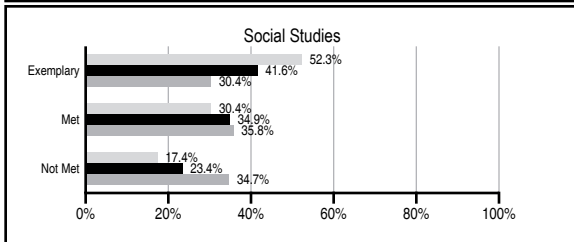
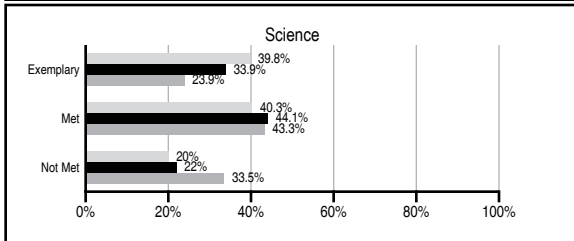
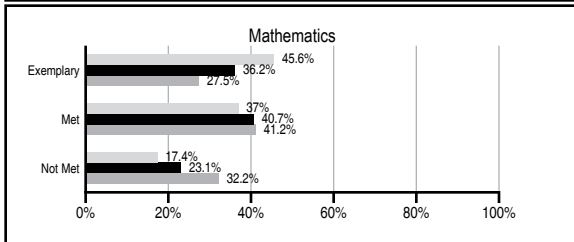
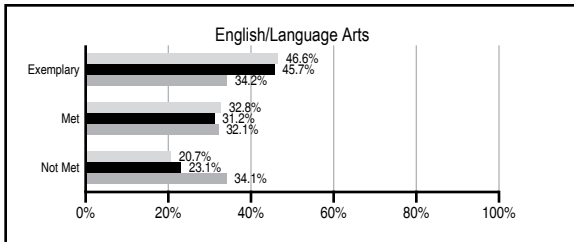
ABSOLUTE RATINGS OF MIDDLE SCHOOLS WITH STUDENTS LIKE OURS*

EXCELLENT	GOOD	AVERAGE	BELOW AVERAGE	AT-RISK
17	13	8	1	0

* Ratings are calculated with data available by 11/09/2011. Schools with Students Like Ours are Middle Schools with Poverty Indices of no more than 5% above or below the index for this school.

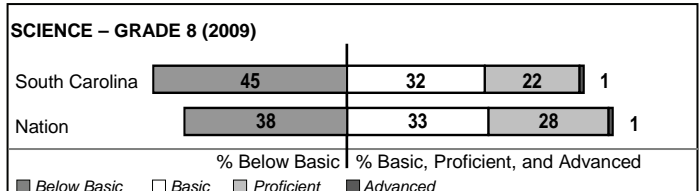


PASS PERFORMANCE

Our School
 Middle Schools with Students Like Ours
 Middle schools statewide



NAEP PERFORMANCE*

* Performance reported for SC and nation, data not available at school level. Percentages at NAEP Achievement Levels.



END OF COURSE TESTS - 2011

% of students scoring 70 or above on:	Our Middle School	Middle Schools with Students Like Ours
Algebra 1/Math for the Technologies 2	99.3	97.0
English 1	100.0	96.9
Biology 1/Applied Biology 2	N/A	94.8
Physical Science	N/A	35.2
US History and the Constitution	N/A	100
All Subjects	99.5	96.3

SC PERFORMANCE VISION

By 2020 all students will graduate with the knowledge and skills necessary to compete successfully in the global economy, participate in a democratic society and contribute positively as members of families and communities.

Abbreviations Key

N/A Not Applicable N/AV Not Available N/C Not Collected N/R Not Reported I/S Insufficient Sample TBD To be determined
 NI Newly Identified CSI Continuing School Improvement CA Corrective Action RP Plan to Restructure R Restructure DELAY School Improvement Status HOLD School Improvement Status

OCEAN BAY MIDDLE [Horry]

SCHOOL PROFILE

	Our School	Change from Last Year	Middle Schools with Students Like Ours	Median Middle School
Students (n=1,025)				
Students enrolled in high school credit courses (grades 7 & 8)	25.4%	Down from 50.6%	34.9%	24.5%
Retention rate	0.1%	Up from 0.0%	0.4%	0.7%
Attendance rate	96.6%	Down from 96.9%	96.3%	95.9%
Served by gifted and talented program	30.6%	Down from 32.1%	24.3%	17.8%
With disabilities other than speech	8.2%	Down from 11.1%	7.2%	9.2%
Older than usual for grade	0.7%	Down from 1.0%	0.9%	1.5%
Out-of-school suspensions or expulsions for violent and/or criminal offenses	0.4%	Down from 0.7%	0.3%	0.4%
Annual dropout rate	0.0%	Down from 0.3%	0.0%	0.0%
Teachers (n=57)				
Teachers with advanced degrees	52.6%	Down from 54.4%	60.0%	60.0%
Continuing contract teachers	96.5%	Up from 93.0%	86.0%	82.6%
Teachers returning from previous year	92.2%	Down from 93.2%	89.1%	85.6%
Teacher attendance rate	94.4%	Down from 94.8%	94.9%	95.3%
Average teacher salary*	\$51,357	Up 4.6%	\$47,737	\$46,300
Classes not taught by highly qualified teachers	3.6%	Up from 2.0%	1.5%	1.2%
Professional development days/teacher	16.8 days	Up from 16.1 days	9.6 days	9.9 days
School				
Principal's years at school	6.0	Up from 4.0	5.0	4.0
Student-teacher ratio in core subjects	19.8 to 1	Up from 17.3 to 1	23.5 to 1	21.5 to 1
Prime instructional time	89.1%	Down from 90.2%	90.8%	90.1%
Opportunities in the arts	Excellent	No Change	Good	Good
SACS accreditation	Yes	No Change	Yes	Yes
Parents attending conferences	99.2%	Up from 98.4%	98.2%	98.1%
Character development program	Excellent	No Change	Good	Good
Dollars spent per pupil**	\$7,912	Up 6.1%	\$6,790	\$7,634
Percent of expenditures for instruction**	65.3%	Up from 65.1%	66.1%	64.0%
Percent of expenditures for teacher salaries**	62.2%	Up from 60.9%	64.0%	61.2%
% of AYP objectives met	87.1%	Down from 96.6%	86.2%	80.5%

* Length of contract = 185+ days.

** Prior year audited financial data available.

EVALUATION RESULTS

	Teachers	Students*	Parents*
Number of surveys returned	53	300	137
Percent satisfied with learning environment	98.1%	78.3%	91.8%
Percent satisfied with social and physical environment	100.0%	80.1%	82.4%
Percent satisfied with school-home relations	98.1%	84.5%	78.4%

*Only students at the highest middle school grade level at this school and their parents were included.

Comprehensive detail, including definitions of ratings, performance criteria, and explanations of status, is available on www.ed.sc.gov and www.eoc.sc.gov as well as school and school district websites.

Printed versions are available from school districts upon request.

REPORT OF PRINCIPAL AND SCHOOL IMPROVEMENT COUNCIL

The 2010-11 school year was a year of excitement and success for the faculty, staff and students of Ocean Bay Middle School. We are proud of the many achievements experienced at Ocean Bay Middle School in our fifth year. The community has provided support and continued assistance to our students and staff. It is with great pride and pleasure that we share the many accomplishments of Ocean Bay Middle with our parents, staff, community and students.

Ocean Bay Middle is proud of being awarded Palmetto Gold for Achievement and Palmetto Silver Award for Closing the Gap. We increased the number of Junior Scholars to 46 and Explore Scholars to 60. OBMS was named "Middle School of the Year" by the SC Bar Association for its work in promoting Law Education. and placed third in the state in Mock Trial.

OBMS celebrated and participated in many events, activities, competitions, accomplishments, and new opportunities throughout the year: Reading is strongly promoted throughout the year through: Café at the Bay, author visits, Book Fairs, Reading across America, participation in World Record for pages read by a School, and events of reading as a focus. Fifty-four members of our Science Club swam with the Manatees in Florida as adventure learning. The Studio Production Club produced the news everyday to increase communication to our staff and students. Ninety-four OBM students and staff participated in the Special Olympics Polar Plunge and raised \$6400. The number of Fine Arts All-County participants from Ocean Bay Middle was impressive with 3 All-County Orchestra, 1 All-Region, 12 All-county Chorus, 14 All-County Band, 7 for All-Region, and 1 All-State, and of 27 Solo and Ensemble Band Members 20 received Superior ratings and 6 Excellent. The Black History Program "Spreading the Spirit of Love" was a tremendous success focusing on ethnicities, and better tolerance between different races. An Occupational Vehicle Career Day with several community participants was held in which students rotated to each career represented. Virtual Job Shadowing participants, The Good News Card and the Staff and Student of the Month programs continue to recognize and celebrate the achievements, kind acts and contributions of students and staff. Community service and Character Education were focuses for OBM and we are proud of the many successes in this area: the fall Leadership Class raised \$2,143 for Collin's Kids-ATV Safety Awareness Program, the spring Leadership Class raised \$3000 for Make-A-Wish Foundation, the Guidance Dept. and the Finance Class raised \$2,362 for needy families for the holiday fundraiser. The 7th & 8th Band traveled to Disney World to perform and participate in a band clinic. OBM students participated in track, cross-country, basketball, baseball, football, golf, tennis, volleyball, cheerleading wrestling and soccer at the middle school level and at both the Junior Varsity and Varsity level.

Ocean Bay Middle School is dedicated to assisting each child to be successful in and out of the classroom. Our dedicated faculty, staff, parents and community work collaboratively to achieve the highest for each and every student.

Connie Huddle, Principal, OBM
Teri Custer, Chairman SIC

Abbreviations Key

N/A Not Applicable N/AV Not Available N/C Not Collected N/R Not Reported I/S Insufficient Sample TBD To be determined
NI Newly Identified CSI Continuing School Improvement CA Corrective Action RP Plan to Restructure R Restructure DELAY School Improvement Status HOLD School Improvement Status