



SC Annual School Report Card Summary

MYRTLE BEACH MIDDLE
Horry
Grades: 6-8 Enrollment: 845
Principal: Roger Gray
Superintendent: Dr. Cynthia Elsberry
Board Chair: Will Garland

PERFORMANCE

Comprehensive detail, including definitions of ratings, performance criteria, and explanations of status, is available on www.ed.sc.gov and www.eoc.sc.gov as well as school and school district websites. Printed versions are available from school districts upon request.

YEAR	ABSOLUTE RATING	GROWTH RATING	PALMETTO GOLD AND SILVER AWARD		AYP STATUS	NCLB IMPROVEMENT STATUS
			General Performance	Closing the Gap		
2011	Average	Average	TBD	TBD	Not Met	N/A
2010	Average	Average	N/A	N/A	Not Met	N/A
2009	Average	Average	N/A	N/A	Not Met	N/A

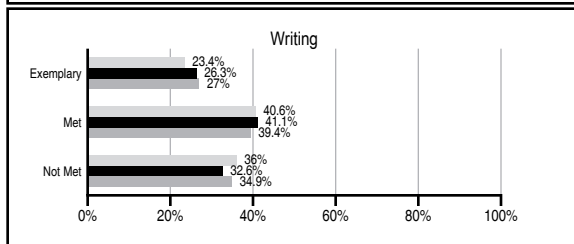
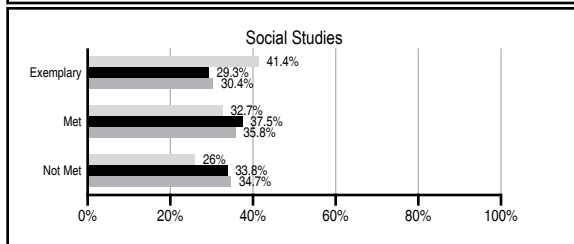
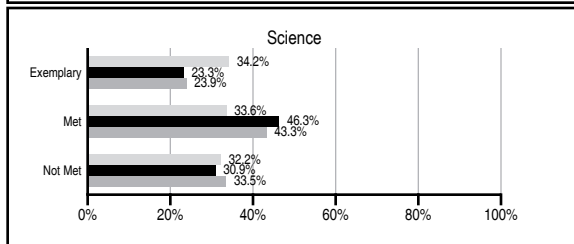
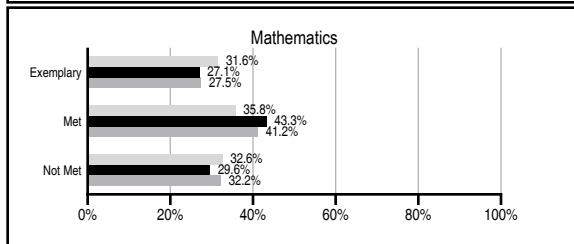
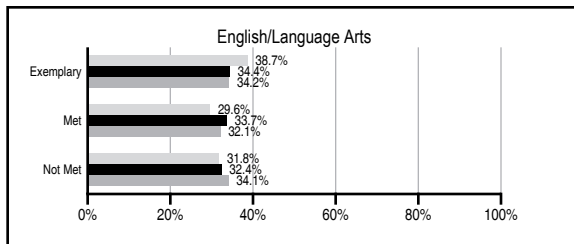
ABSOLUTE RATINGS OF MIDDLE SCHOOLS WITH STUDENTS LIKE OURS*

EXCELLENT	GOOD	AVERAGE	BELOW AVERAGE	AT-RISK
4	11	45	4	0

* Ratings are calculated with data available by 11/09/2011. Schools with Students Like Ours are Middle Schools with Poverty Indices of no more than 5% above or below the index for this school.

PASS PERFORMANCE

Our School
 Middle Schools with Students Like Ours
 Middle schools statewide



NAEP PERFORMANCE*

* Performance reported for SC and nation, data not available at school level. Percentages at NAEP Achievement Levels.



END OF COURSE TESTS - 2011

% of students scoring 70 or above on:	Our Middle School	Middle Schools with Students Like Ours
Algebra 1/Math for the Technologies 2	99.0	96.8
English 1	100.0	96.5
Biology 1/Applied Biology 2	N/A	90.2
Physical Science	N/A	99.5
US History and the Constitution	N/A	N/A
All Subjects	99.2	96.5

SC PERFORMANCE VISION

By 2020 all students will graduate with the knowledge and skills necessary to compete successfully in the global economy, participate in a democratic society and contribute positively as members of families and communities.

Abbreviations Key

N/A Not Applicable N/AV Not Available N/C Not Collected N/R Not Reported I/S Insufficient Sample TBD To be determined
 NI Newly Identified CSI Continuing School Improvement CA Corrective Action RP Plan to Restructure R Restructure DELAY School Improvement Status HOLD School Improvement Status

MYRTLE BEACH MIDDLE [Horry]

SCHOOL PROFILE

	Our School	Change from Last Year	Middle Schools with Students Like Ours	Median Middle School
Students (n=845)				
Students enrolled in high school credit courses (grades 7 & 8)	46.6%	Down from 50.2%	24.8%	24.5%
Retention rate	0.4%	Up from 0.2%	1.0%	0.7%
Attendance rate	96.1%	Down from 96.7%	95.7%	95.9%
Served by gifted and talented program	27.5%	Up from 25.8%	18.7%	17.8%
With disabilities other than speech	14.4%	Down from 17.5%	10.3%	9.2%
Older than usual for grade	1.2%	Down from 1.4%	2.0%	1.5%
Out-of-school suspensions or expulsions for violent and/or criminal offenses	1.1%	Down from 2.8%	0.4%	0.4%
Annual dropout rate	0.0%	No Change	0.0%	0.0%
Teachers (n=54)				
Teachers with advanced degrees	48.1%	Down from 49.1%	60.3%	60.0%
Continuing contract teachers	79.6%	Down from 81.1%	89.5%	82.6%
Teachers returning from previous year	88.3%	Up from 84.0%	86.3%	85.6%
Teacher attendance rate	95.7%	Down from 96.0%	95.1%	95.3%
Average teacher salary*	\$49,883	Up 0.3%	\$46,115	\$46,300
Classes not taught by highly qualified teachers	1.1%	Up from 0.5%	0.4%	1.2%
Professional development days/teacher	19.2 days	Up from 18.3 days	9.7 days	9.9 days
School				
Principal's years at school	8.0	Up from 7.0	4.3	4.0
Student-teacher ratio in core subjects	22.8 to 1	Down from 23.3 to 1	21.5 to 1	21.5 to 1
Prime instructional time	89.6%	Down from 90.6%	89.6%	90.1%
Opportunities in the arts	Good	No Change	Good	Good
SACS accreditation	Yes	No Change	Yes	Yes
Parents attending conferences	98.0%	Down from 100.0%	97.8%	98.1%
Character development program	Excellent	No Change	Good	Good
Dollars spent per pupil**	\$8,167	Up 0.8%	\$7,486	\$7,634
Percent of expenditures for instruction**	66.3%	Up from 65.8%	64.0%	64.0%
Percent of expenditures for teacher salaries**	63.5%	Up from 61.3%	61.4%	61.2%
% of AYP objectives met	65.5%	Down from 93.1%	81.0%	80.5%

* Length of contract = 185+ days.

** Prior year audited financial data available.

EVALUATION RESULTS

	Teachers	Students*	Parents*
Number of surveys returned	57	233	68
Percent satisfied with learning environment	84.2%	68.0%	86.8%
Percent satisfied with social and physical environment	92.9%	74.6%	77.6%
Percent satisfied with school-home relations	80.4%	85.8%	80.9%

*Only students at the highest middle school grade level at this school and their parents were included.

Comprehensive detail, including definitions of ratings, performance criteria, and explanations of status, is available on www.ed.sc.gov and www.eoc.sc.gov as well as school and school district websites.

Printed versions are available from school districts upon request.

REPORT OF PRINCIPAL AND SCHOOL IMPROVEMENT COUNCIL

After completing the 2010 - 2011 school year, we are pleased to report the many successes and achievements of Myrtle Beach Middle School in the areas of academics, athletics, and extra-curricular and community service activities. Literacy and writing in the content areas continues to be a major focus at Myrtle Beach Middle. In addition, we made a concentrated effort to raise the achievement level of all students in the area of mathematics. In the area of social studies, Honors South Carolina History was made available for eighth grade students. Our continued implementation of other academic initiatives were Compass Learning, Language!, TransMath, Academic Lifelines, Read 180, and Monitored Independent Reading Practice (MIRP) programs.

Our business community has provided ongoing support for our efforts and we applaud their involvement with our school. Myrtle Beach Middle received awards and accolades in the following areas: twenty-six eighth grade South Carolina Junior Scholars, twenty-two eighth grade Explore Scholars, five seventh grade Duke TIP Scholar, one Duke Tip Grand Recognition Scholar, ninety-eight students received high school credit for Algebra I (thirty-five of whom were seventh graders), twenty-seven students received high school credit for Geometry (five of whom were sixth graders), twenty-eight students received high school credit for English I Honors, and 180 students passed the keyboarding proficiency test for one-half unit of high school credit. Over thirty percent of our eighth grade students took the PSAT. The fine arts program, with over 340 students participating in band, chorus, orchestra, and winter guard, stood head and shoulders above the rest and received accolades and awards including superior and excellent ratings at various district, state, and regional competitions.

At Myrtle Beach Middle, we try to provide a number of extra-curricular activities for our students and did so by offering several clubs for students to participate in after school. These included the Math Counts and Mock Trial teams. Students placed in various local essay contests including first, second and third place in the Sertoma Club America Heritage Writing Contest and first place at the district level of the State Superintendent's Essay contest. Students placed in first and third in the robotics division of the Horry County School District Technology Fair. Ground Zero, Student Council, and the Ambassadors Group also offered opportunities for student involvement. Over 100 students qualified to join our Junior Beta Club at Myrtle Beach Middle School. Myrtle Beach Middle's faculty and staff provided support in helping these programs to be successful. The Myrtle Beach Middle School athletic teams continued their long tradition of success with winning seasons for fall and winter B-team sports. We also continued our commitment to service learning. Students and staff donated over \$1000 to Make-A-Wish Foundation, \$4400 to Leukemia/Lymphoma Society, over \$1800 to Ground Zero Christian Ministry, over \$300 to Susan G. Komen Breast Cancer Foundation, over 1100 cans of food for area community kitchens, and raised over \$10,000 to help support these charities.

During the past year, Myrtle Beach Middle became apart of Santee Cooper's Green Power Solar Schools program and was selected to become a Covey Leadership school where we will teach and implement the Seven Habits of Highly Effective People at our school over the next three years.

Myrtle Beach Middle School is dedicated to helping each child be successful in and out of the classroom. Our dedicated team of faculty, staff, parents, and community members share a common goal of helping each child

Abbreviations Key

N/A Not Applicable N/AV Not Available N/C Not Collected N/R Not Reported I/S Insufficient Sample TBD To be determined

NI Newly Identified CSI Continuing School Improvement CA Corrective Action RP Plan to Restructure R Restructure DELAY School Improvement Status HOLD School Improvement Status