

SC Annual School Report Card Summary

GREEN SEA FLOYDS HIGH
Horry
Grades: 6-12 Enrollment: 638
Principal: Andrea Parsons
Superintendent: Dr. Cynthia Elsberry
Board Chair: Will Garland

PERFORMANCE

Comprehensive detail, including definitions of ratings, performance criteria, and explanations of status, is available on www.ed.sc.gov and www.eoc.sc.gov as well as school and school district websites. Printed versions are available from school districts upon request.

YEAR	ABSOLUTE RATING	GROWTH RATING	PALMETTO GOLD AND SILVER AWARD		AYP STATUS	NCLB IMPROVEMENT STATUS
			General Performance	Closing the Gap		
2011	Average	Average	TBD	TBD	Not Met	N/A
2010	Average	Good	Silver	N/A	Met	N/A
2009	Average	Average	Gold	Gold	Not Met	N/A

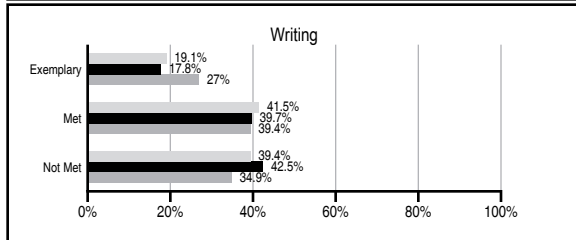
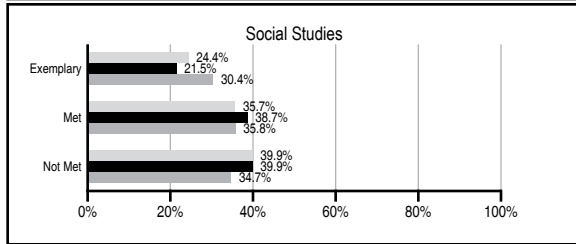
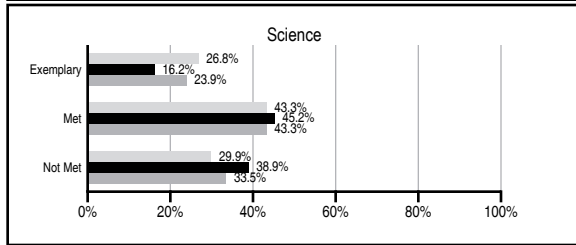
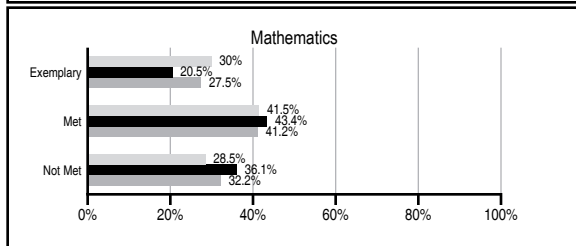
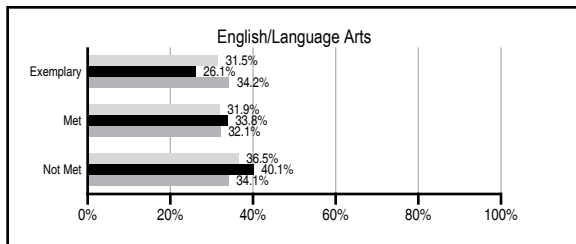
ABSOLUTE RATINGS OF MIDDLE SCHOOLS WITH STUDENTS LIKE OURS*

EXCELLENT	GOOD	AVERAGE	BELOW AVERAGE	AT-RISK
0	1	40	11	2

* Ratings are calculated with data available by 11/09/2011. Schools with Students Like Ours are Middle Schools with Poverty Indices of no more than 5% above or below the index for this school.

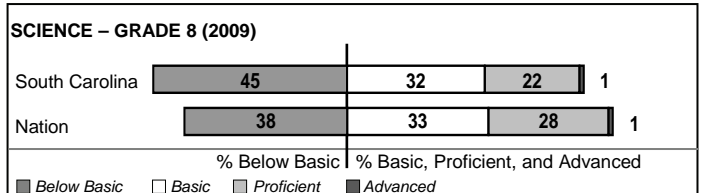


PASS PERFORMANCE

Our School Middle Schools with Students Like Ours Middle schools statewide



NAEP PERFORMANCE*

* Performance reported for SC and nation, data not available at school level. Percentages at NAEP Achievement Levels.



END OF COURSE TESTS - 2011

% of students scoring 70 or above on:	Our Middle School	Middle Schools with Students Like Ours
Algebra 1/Math for the Technologies 2	100.0	97.4
English 1	100.0	92.5
Biology 1/Applied Biology 2	N/A	98.2
Physical Science	N/A	57.8
US History and the Constitution	N/A	N/A
All Subjects	100.0	95.9

SC PERFORMANCE VISION

By 2020 all students will graduate with the knowledge and skills necessary to compete successfully in the global economy, participate in a democratic society and contribute positively as members of families and communities.

Abbreviations Key

N/A Not Applicable N/AV Not Available N/C Not Collected N/R Not Reported I/S Insufficient Sample TBD To be determined
 NI Newly Identified CSI Continuing School Improvement CA Corrective Action RP Plan to Restructure R Restructure DELAY School Improvement Status HOLD School Improvement Status

GREEN SEA FLOYDS HIGH [Horry]

SCHOOL PROFILE

	Our School	Change from Last Year	Middle Schools with Students Like Ours	Median Middle School
Students (n=638)				
Students enrolled in high school credit courses (grades 7 & 8)	9.7%	Down from 24.6%	18.5%	24.5%
Retention rate	1.0%	Down from 2.5%	0.6%	0.7%
Attendance rate	95.7%	Down from 96.0%	95.7%	95.9%
Served by gifted and talented program	18.8%	Down from 19.9%	13.9%	17.8%
With disabilities other than speech	13.8%	Down from 17.0%	10.2%	9.2%
Older than usual for grade	3.6%	Down from 7.3%	1.9%	1.5%
Out-of-school suspensions or expulsions for violent and/or criminal offenses	1.3%	Down from 5.8%	0.8%	0.4%
Annual dropout rate	0.0%	No Change	0.0%	0.0%
Teachers (n=48)				
Teachers with advanced degrees	52.1%	Up from 51.0%	58.3%	60.0%
Continuing contract teachers	93.8%	Down from 94.1%	82.5%	82.6%
Teachers returning from previous year	90.6%	Down from 92.7%	83.0%	85.6%
Teacher attendance rate	94.1%	Up from 93.2%	95.2%	95.3%
Average teacher salary*	\$53,957	Down 1.3%	\$45,102	\$46,300
Classes not taught by highly qualified teachers	5.6%	Up from 2.4%	2.0%	1.2%
Professional development days/teacher	9.9 days	Up from 5.7 days	10.5 days	9.9 days
School				
Principal's years at school	4.0	Up from 3.0	4.0	4.0
Student-teacher ratio in core subjects	20.4 to 1	Down from 23.2 to 1	21.0 to 1	21.5 to 1
Prime instructional time	88.1%	Up from 86.9%	90.4%	90.1%
Opportunities in the arts	Excellent	No Change	Good	Good
SACS accreditation	Yes	No Change	Yes	Yes
Parents attending conferences	100.0%	Up from 98.5%	97.0%	98.1%
Character development program	Good	Up from Below Average	Good	Good
Dollars spent per pupil**	\$13,426	Up 10.3%	\$7,666	\$7,634
Percent of expenditures for instruction**	60.2%	Up from 58.5%	62.7%	64.0%
Percent of expenditures for teacher salaries**	54.3%	Down from 54.7%	59.9%	61.2%
% of AYP objectives met	61.9%	Down from 100.0%	76.2%	80.5%

* Length of contract = 185+ days.

** Prior year audited financial data available.

EVALUATION RESULTS

	Teachers	Students*	Parents*
Number of surveys returned	N/A	N/A	N/A
Percent satisfied with learning environment	N/A	N/A	N/A
Percent satisfied with social and physical environment	N/A	N/A	N/A
Percent satisfied with school-home relations	N/A	N/A	N/A

*Only students at the highest middle school grade level at this school and their parents were included.

REPORT OF PRINCIPAL AND SCHOOL IMPROVEMENT COUNCIL

Green Sea Floyds Middle & High School made significant strides in 2010-11. Our senior class of seventy-six graduates accumulated an impressive one million dollars plus in scholarships that included twenty LIFE scholarship recipients, eight HOPE scholarship recipients, and four Palmetto Fellows recipients. Our graduating class has a multitude of aspirations which range from attending two-year colleges, attending four-year colleges, seeking immediate employment, and joining the armed forces.

The administration, teachers, and staff worked diligently to ensure our students are properly prepared to compete in a global society. Teachers used Measures of Academic Progress (MAP) data to drive instruction addressing student weaknesses while capitalizing on their strengths. Middle school students made impressive MAP gains which indicate future academic success. Additionally, all ninth and tenth grade students were served in yearlong English and math classes in an effort to afford them daily, intensive, and explicit standards based instruction to fully prepare them for high stakes assessments such as HSAP and EOCT.

The US News and World Report recognized GSFHS as one of "America's Best High Schools" for the third year in a row. GSFHS was also recognized as a High Performance award winner for improvements on the SAT and ACT tests, a Closing the Achievement Gap award winner, as well as the middle school being recognized as a Palmetto Silver award winner for outstanding student academic performance. The Green Sea Floyds High School Future Farmers of America finished first in the State Agronomy Contest and the top three scorers were all GSFHS students. Several students participated in on-line courses and our athletic teams enjoyed many outstanding moments, including the lady's tennis team winning the Lower State title and the boys baseball team competing for the Lower State title.

Our continuous goals involve increasing graduation rates and improving student achievement and attendance. The school has worked hard to make 2010-11 a successful year and anticipates even greater results in 2011-12.

R.L. "Chip" Henney, Jr., Principal 2010-11
Sadina Lewis, SIC Chair

Comprehensive detail, including definitions of ratings, performance criteria, and explanations of status, is available on www.ed.sc.gov and www.eoc.sc.gov as well as school and school district websites.

Printed versions are available from school districts upon request.

Abbreviations Key

N/A Not Applicable N/AV Not Available N/C Not Collected N/R Not Reported I/S Insufficient Sample TBD To be determined
NI Newly Identified CSI Continuing School Improvement CA Corrective Action RP Plan to Restructure R Restructure DELAY School Improvement Status HOLD School Improvement Status