



SC Annual School Report Card Summary

FAIRFIELD MIDDLE
Fairfield
Grades: 7-8 Enrollment: 413
Principal: Leevette E. Malloy
Superintendent: Dr. Patrice Robinson
Board Chair: Mr. Ronald Smith

PERFORMANCE

Comprehensive detail, including definitions of ratings, performance criteria, and explanations of status, is available on www.ed.sc.gov and www.eoc.sc.gov as well as school and school district websites. Printed versions are available from school districts upon request.

YEAR	ABSOLUTE RATING	GROWTH RATING	PALMETTO GOLD AND SILVER AWARD		AYP STATUS	NCLB IMPROVEMENT STATUS
			General Performance	Closing the Gap		
2011	Average	Average	TBD	TBD	Met	N/A
2010	Below Average	Below Average	N/A	N/A	Not Met	N/A
2009	Below Average	Average	N/A	N/A	Not Met	N/A

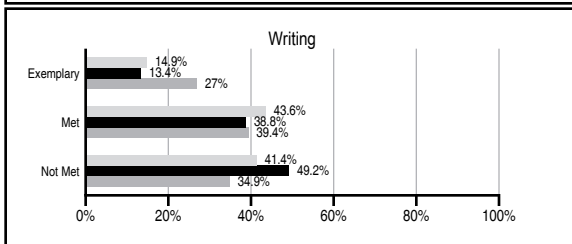
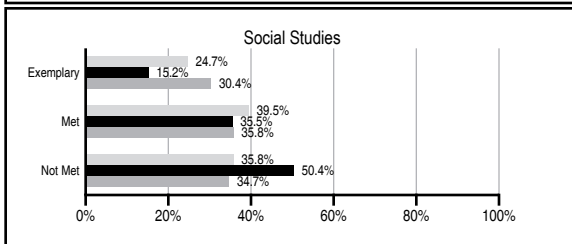
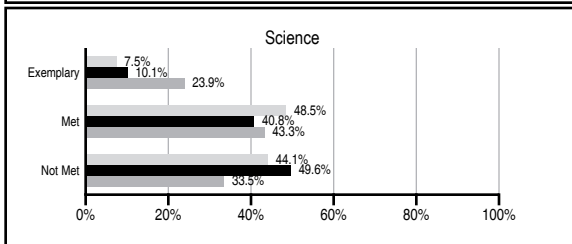
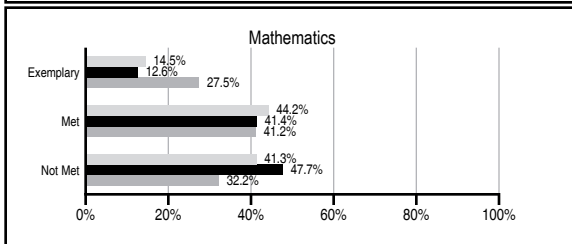
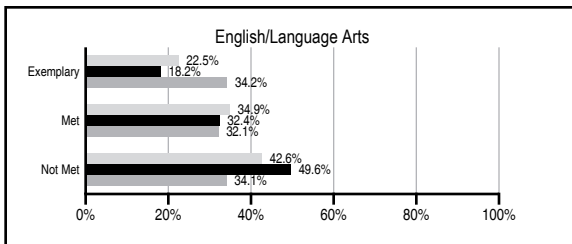
ABSOLUTE RATINGS OF MIDDLE SCHOOLS WITH STUDENTS LIKE OURS*

EXCELLENT	GOOD	AVERAGE	BELOW AVERAGE	AT-RISK
0	0	20	31	21

* Ratings are calculated with data available by 11/09/2011. Schools with Students Like Ours are Middle Schools with Poverty Indices of no more than 5% above or below the index for this school.

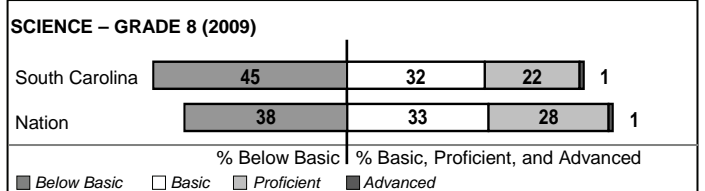

PASS PERFORMANCE

Our School
 Middle Schools with Students Like Ours
 Middle schools statewide



NAEP PERFORMANCE*

* Performance reported for SC and nation, data not available at school level. Percentages at NAEP Achievement Levels.



END OF COURSE TESTS - 2011

% of students scoring 70 or above on:	Our Middle School	Middle Schools with Students Like Ours
Algebra 1/Math for the Technologies 2	100.0	90.0
English 1	97.1	87.8
Biology 1/Applied Biology 2	N/A	36.8
Physical Science	N/A	13.4
US History and the Constitution	N/A	N/A
All Subjects	98.5	89.1

SC PERFORMANCE VISION

By 2020 all students will graduate with the knowledge and skills necessary to compete successfully in the global economy, participate in a democratic society and contribute positively as members of families and communities.

Abbreviations Key

N/A Not Applicable N/AV Not Available N/C Not Collected N/R Not Reported I/S Insufficient Sample TBD To be determined
 NI Newly Identified CSI Continuing School Improvement CA Corrective Action RP Plan to Restructure R Restructure DELAY School Improvement Status HOLD School Improvement Status

FAIRFIELD MIDDLE [Fairfield]

SCHOOL PROFILE

	Our School	Change from Last Year	Middle Schools with Students Like Ours	Median Middle School
Students (n=413)				
Students enrolled in high school credit courses (grades 7 & 8)	8.2%	Up from 5.9%	13.9%	24.5%
Retention rate	2.5%	Down from 3.3%	1.0%	0.7%
Attendance rate	97.5%	Up from 94.8%	95.5%	95.9%
Served by gifted and talented program	1.7%	Up from 0.0%	7.2%	17.8%
With disabilities other than speech	9.3%	Down from 14.9%	10.9%	9.2%
Older than usual for grade	2.0%	Down from 5.7%	2.9%	1.5%
Out-of-school suspensions or expulsions for violent and/or criminal offenses	1.5%	Up from 0.5%	0.3%	0.4%
Annual dropout rate	0.0%	Down from 0.2%	0.0%	0.0%
Teachers (n=36)				
Teachers with advanced degrees	58.3%	No Change	60.0%	60.0%
Continuing contract teachers	63.9%	Up from 58.3%	69.0%	82.6%
Teachers returning from previous year	64.6%	Down from 68.3%	79.7%	85.6%
Teacher attendance rate	95.4%	Up from 93.8%	95.3%	95.3%
Average teacher salary*	\$44,578	Down 3.5%	\$44,142	\$46,300
Classes not taught by highly qualified teachers	0.0%	Down from 4.7%	5.1%	1.2%
Professional development days/teacher	11.8 days	Down from 12.7 days	10.6 days	9.9 days
School				
Principal's years at school	3.0	Up from 2.0	3.0	4.0
Student-teacher ratio in core subjects	16.2 to 1	Down from 16.7 to 1	19.0 to 1	21.5 to 1
Prime instructional time	90.6%	Up from 87.7%	89.6%	90.1%
Opportunities in the arts	Excellent	No Change	Good	Good
SACS accreditation	Yes	No Change	Yes	Yes
Parents attending conferences	100.0%	No Change	97.8%	98.1%
Character development program	Excellent	No Change	Good	Good
Dollars spent per pupil**	\$9,977	Down 2.8%	\$9,848	\$7,634
Percent of expenditures for instruction**	62.0%	Up from 60.2%	60.9%	64.0%
Percent of expenditures for teacher salaries**	59.0%	Up from 55.8%	56.3%	61.2%
% of AYP objectives met	100.0%	Up from 85.7%	70.6%	80.5%

* Length of contract = 185+ days.

** Prior year audited financial data available.

EVALUATION RESULTS

	Teachers	Students*	Parents*
Number of surveys returned	40	184	86
Percent satisfied with learning environment	67.5%	63.2%	61.6%
Percent satisfied with social and physical environment	75.7%	71.6%	48.8%
Percent satisfied with school-home relations	41.0%	77.5%	65.9%

*Only students at the highest middle school grade level at this school and their parents were included.

REPORT OF PRINCIPAL AND SCHOOL IMPROVEMENT COUNCIL

During the 2010-2011 school year, Fairfield Middle School continued the implementation and the utilization of Explicit Direct Instruction (EDI) as the developmental curriculum approach. This approach allowed the English Language Arts, mathematics, and science departments to reach the goal of students gaining four or more points on the MAP test from the fall to the spring testing administrations; to meet satisfactory implementation for the 2010-2011 school year; and to be automatically released from the Palmetto Priority Schools initiative based on the 2010 report card. Fairfield Middle School implemented Response to Intervention in order to contribute to a more meaningful identification of learning and behavioral problems and to provide all students with the best opportunities to succeed in school.

In order to fulfill our vision, "Whatever It Takes – Every Student Counts," Fairfield Middle School provided students with a variety of academic programs and extracurricular activities, including but not limited to: a strong faculty and staff; 4 National Board certified teachers; a 6.5 Transition Program; the Plex Indoor Field Study for our Top Reader Celebration; students earning FMS outstanding departmental, turn around/most improved, good citizenship, honor rolls, MAP gains, End of Quarter Assessments, 25 to RISE, and character education awards.

As part of the Making Middle Grades Work Initiative, Fairfield Middle School continued implementing a comprehensive system of extra help for students. School-wide embedded daily intervention and extended day (after-school) programs were implemented for students who needed academic assistance in all core-content areas and literacy. Students also utilized Orchard Targeted Educational and My Reading Coach Software. Students were required to read twenty-five books. Finally, all teachers provided tutorials on a regular basis to enhance the middle school experience.

Students had the opportunity to participate in a variety of co/extra-curricular activities. Students participated in multiple field studies for their academic achievements, including but not limited to: Education Day at Carowinds; Fairfield County Read-In; South Carolina State Read-In; SCMEA Concert Festival; Drayton Hall Plantation; college tours to Winthrop University and South Carolina State University; Harvest Hope Food Bank; and the Columbia Museum of Art.

We recognize that all of our stakeholders are key components to the success of Fairfield Middle School. Parents and community members participated in School Improvement Council (SIC), chaperoned field studies, and various other volunteer initiatives. The Guidance Department, Curriculum Leadership Team, student organizations, faculty committees, and administrators coordinated several programs including parent coffees which increased parental involvement. During the 2011-2012 school year, Fairfield Middle Schools plans to incorporate additional student technology learning opportunities and plan/visit schools that are authorized as IB Middle Years Programme schools.

Leevette E. Malloy, Principal
Cecelia Hollins, School Improvement Council Chairperson

Comprehensive detail, including definitions of ratings, performance criteria, and explanations of status, is available on www.ed.sc.gov and www.eoc.sc.gov as well as school and school district websites.

Printed versions are available from school districts upon request.

Abbreviations Key

N/A Not Applicable N/AV Not Available N/C Not Collected N/R Not Reported I/S Insufficient Sample TBD To be determined

NI Newly Identified CSI Continuing School Improvement CA Corrective Action RP Plan to Restructure R Restructure DELAY School Improvement Status HOLD School Improvement Status