



# SC Annual School Report Card Summary

**DARLINGTON MIDDLE**

**Darlington**

**Grades: 6-8**

**Enrollment: 1,059**

**Principal: Carlita Davis**

**Superintendent: Dr. Rainey Knight**

**Board Chair: Charles Govan**

## PERFORMANCE

Comprehensive detail, including definitions of ratings, performance criteria, and explanations of status, is available on [www.ed.sc.gov](http://www.ed.sc.gov) and [www.eoc.sc.gov](http://www.eoc.sc.gov) as well as school and school district websites. Printed versions are available from school districts upon request.

YEAR	ABSOLUTE RATING	GROWTH RATING	PALMETTO GOLD AND SILVER AWARD		AYP STATUS	NCLB IMPROVEMENT STATUS
			General Performance	Closing the Gap		
2011	Average	Average	TBD	TBD	Not Met	R
2010	Average	Average	N/A	N/A	Not Met	R
2009	Below Average	Below Average	N/A	N/A	Not Met	R

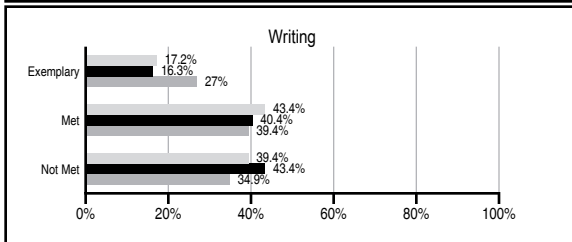
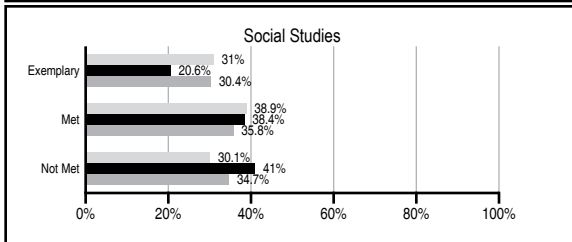
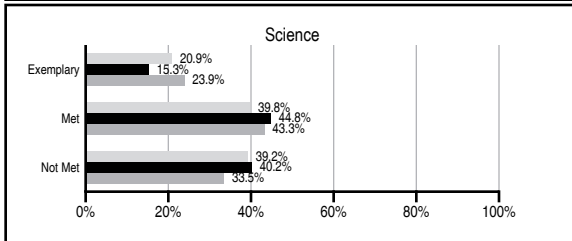
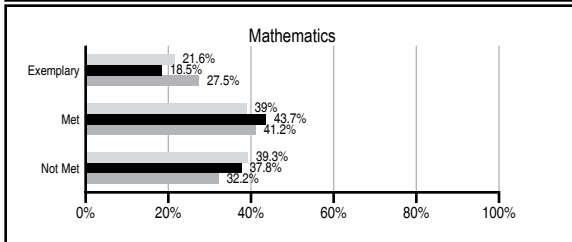
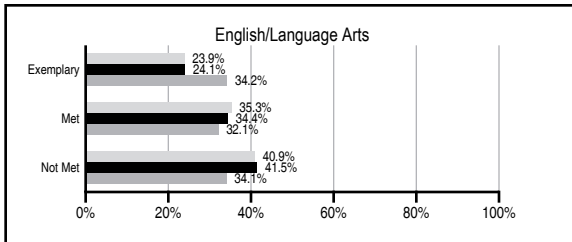
## ABSOLUTE RATINGS OF MIDDLE SCHOOLS WITH STUDENTS LIKE OURS\*

EXCELLENT	GOOD	AVERAGE	BELOW AVERAGE	AT-RISK
0	0	32	14	2

\* Ratings are calculated with data available by 11/09/2011. Schools with Students Like Ours are Middle Schools with Poverty Indices of no more than 5% above or below the index for this school.

## PASS PERFORMANCE

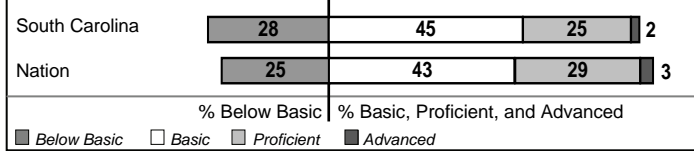
Our School
  Middle Schools with Students Like Ours
  Middle schools statewide



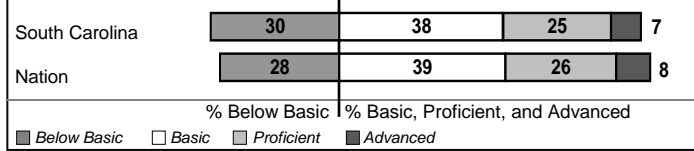
## NAEP PERFORMANCE\*

\* Performance reported for SC and nation, data not available at school level. Percentages at NAEP Achievement Levels.

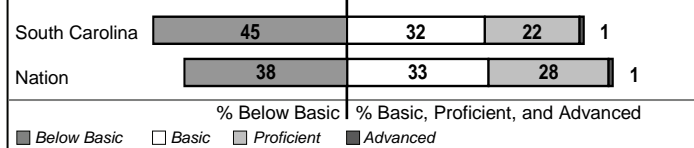
### READING – GRADE 8 (2011)



### MATH – GRADE 8 (2011)



### SCIENCE – GRADE 8 (2009)



## END OF COURSE TESTS - 2011

% of students scoring 70 or above on:	Our Middle School	Middle Schools with Students Like Ours
Algebra 1/Math for the Technologies 2	100.0	94.9
English 1	95.4	89.9
Biology 1/Applied Biology 2	N/A	93.1
Physical Science	100.0	46.2
US History and the Constitution	N/A	N/A
All Subjects	98.0	93.6

## SC PERFORMANCE VISION

*By 2020 all students will graduate with the knowledge and skills necessary to compete successfully in the global economy, participate in a democratic society and contribute positively as members of families and communities.*

### Abbreviations Key

N/A Not Applicable N/AV Not Available N/C Not Collected N/R Not Reported I/S Insufficient Sample TBD To be determined

NI Newly Identified CSI Continuing School Improvement CA Corrective Action RP Plan to Restructure R Restructure DELAY School Improvement Status HOLD School Improvement Status

# DARLINGTON MIDDLE [Darlington]

## SCHOOL PROFILE

	Our School	Change from Last Year	Middle Schools with Students Like Ours	Median Middle School
<b>Students (n=1,059)</b>				
Students enrolled in high school credit courses (grades 7 & 8)	12.0%	Up from 10.4%	16.8%	24.5%
Retention rate	1.2%	Down from 1.8%	0.6%	0.7%
Attendance rate	95.1%	No Change	95.7%	95.9%
Served by gifted and talented program	9.2%	Up from 7.6%	12.2%	17.8%
With disabilities other than speech	12.2%	Up from 11.2%	10.6%	9.2%
Older than usual for grade	3.4%	Down from 4.2%	2.3%	1.5%
Out-of-school suspensions or expulsions for violent and/or criminal offenses	0.5%	Down from 1.0%	0.6%	0.4%
Annual dropout rate	0.0%	Down from 0.1%	0.0%	0.0%
<b>Teachers (n=63)</b>				
Teachers with advanced degrees	41.3%	Up from 33.3%	56.4%	60.0%
Continuing contract teachers	73.0%	Up from 54.5%	78.1%	82.6%
Teachers returning from previous year	86.3%	Up from 80.4%	82.6%	85.6%
Teacher attendance rate	95.8%	No Change	95.1%	95.3%
Average teacher salary*	\$42,637	Up 1.5%	\$44,986	\$46,300
Classes not taught by highly qualified teachers	0.0%	Down from 4.0%	1.4%	1.2%
Professional development days/teacher	13.5 days	Up from 13.1 days	11.1 days	9.9 days
<b>School</b>				
Principal's years at school	4.0	Up from 3.0	4.0	4.0
Student-teacher ratio in core subjects	26.0 to 1	Up from 23.3 to 1	20.5 to 1	21.5 to 1
Prime instructional time	90.3%	Down from 90.5%	90.3%	90.1%
Opportunities in the arts	Good	No Change	Good	Good
SACS accreditation	Yes	No Change	Yes	Yes
Parents attending conferences	92.8%	Up from 92.6%	97.0%	98.1%
Character development program	Good	No Change	Good	Good
Dollars spent per pupil**	\$6,372	Down 2.4%	\$8,184	\$7,634
Percent of expenditures for instruction**	61.1%	Down from 62.1%	64.1%	64.0%
Percent of expenditures for teacher salaries**	59.2%	Down from 59.8%	60.3%	61.2%
% of AYP objectives met	57.1%	Down from 90.5%	72.4%	80.5%

\* Length of contract = 185+ days.

\*\* Prior year audited financial data available.

## EVALUATION RESULTS

	Teachers	Students*	Parents*
Number of surveys returned	57	262	46
Percent satisfied with learning environment	89.5%	76.9%	84.8%
Percent satisfied with social and physical environment	89.5%	78.0%	87.0%
Percent satisfied with school-home relations	78.9%	84.1%	76.1%

\*Only students at the highest middle school grade level at this school and their parents were included.

## REPORT OF PRINCIPAL AND SCHOOL IMPROVEMENT COUNCIL

The administrators, teachers and staff of Darlington Middle School, and I want to thank you for an outstanding school year! We also want to thank you for your continued encouragement. Our goal, for this school year, and the coming year is "To nurture and motivate students by creating real-world and hands-on experiences that enhance and expand their lives." We want our students to excel above and beyond what is expected. We ask for continued support as you join us in working with your child so that he/she can "make the connection" between the importance of education and success. Each child must see the real need to work hard in and out of class, while preparing for their career interests.

Middle school is the step in which your child develops life-long habits. We need your continued assistance in working with us as we prepare your child to compete in this ever-changing world. We want our community to be proud of the children who attend Darlington Middle School. We also want to share that pride with you. Together, we will make a difference in the lives of our young people.

We are extremely proud of the many accomplishments we made this year.. They are as follows:

- Our single-gender initiative
- A Magnet Program for Science and Technology
- High School Course Offerings
- Our LEGO League regional winners
- Our 11 state recognized Junior Scholars
- Our 17 Duke Tip Qualifiers
- Our continuously growing band and art programs
- The team concept throughout the building
- Raising over \$2,500 for hospital patients
- 96% Passing Rate - English End-of-Course Exam
- 100% Passing Rate - Algebra End-of-Course Exam
- 100% Passing Rate - Phys. Sci. End-of-Course Exam
- 19 Perfects scores of 100 on End-of-Course Exams

Increased parent support is always welcomed at Darlington Middle School. With this in mind, we have established a parenting center with a coordinator. We extend a personal invitation to all parents, businesses, and community partners to join us in the continued and endless efforts to improve our overall performance and to properly prepare our youth for the future through the educational process.

Carlita S. Davis, Principal  
Lucretia Jackson, School Improvement Council

Comprehensive detail, including definitions of ratings, performance criteria, and explanations of status, is available on [www.ed.sc.gov](http://www.ed.sc.gov) and [www.eoc.sc.gov](http://www.eoc.sc.gov) as well as school and school district websites.

Printed versions are available from school districts upon request.

### Abbreviations Key

N/A Not Applicable N/AV Not Available N/C Not Collected N/R Not Reported I/S Insufficient Sample TBD To be determined  
NI Newly Identified CSI Continuing School Improvement CA Corrective Action RP Plan to Restructure R Restructure DELAY School Improvement Status HOLD School Improvement Status