



# SC Annual School Report Card Summary

**GREAT FALLS MIDDLE**  
**Chester**  
**Grades: 6-8** Enrollment: 211  
**Principal: Corey J. Murphy/Brenda Fort**  
**Superintendent: Mr. John Taylor**  
**Board Chair: Mrs. Maggie James**

## PERFORMANCE

Comprehensive detail, including definitions of ratings, performance criteria, and explanations of status, is available on [www.ed.sc.gov](http://www.ed.sc.gov) and [www.eoc.sc.gov](http://www.eoc.sc.gov) as well as school and school district websites. Printed versions are available from school districts upon request.

YEAR	ABSOLUTE RATING	GROWTH RATING	PALMETTO GOLD AND SILVER AWARD		AYP STATUS	NCLB IMPROVEMENT STATUS
			General Performance	Closing the Gap		
2011	Average	Average	TBD	TBD	Not Met	N/A
2010	Average	Average	N/A	N/A	Not Met	N/A
2009	Below Average	Below Average	N/A	N/A	Not Met	N/A

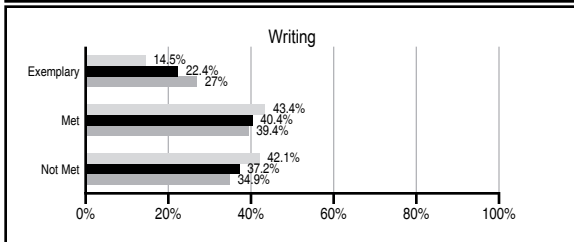
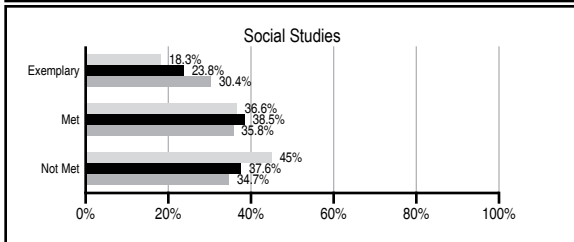
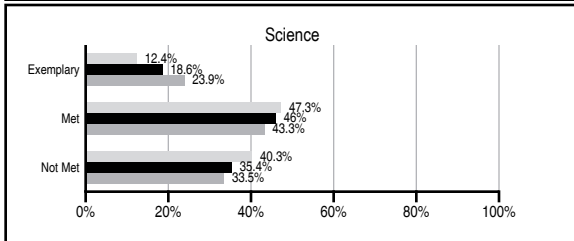
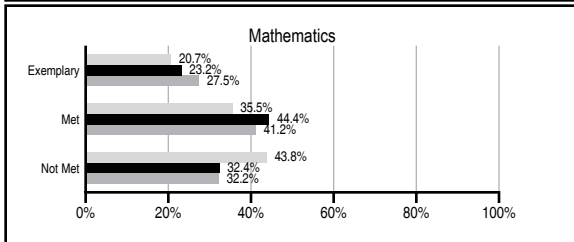
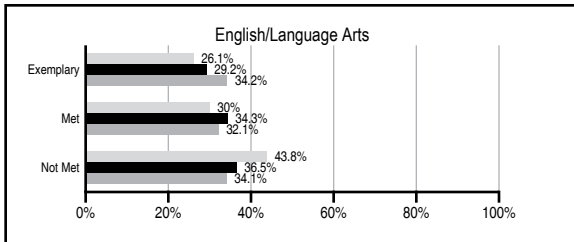
## ABSOLUTE RATINGS OF MIDDLE SCHOOLS WITH STUDENTS LIKE OURS\*

EXCELLENT	GOOD	AVERAGE	BELOW AVERAGE	AT-RISK
1	2	43	6	0

\* Ratings are calculated with data available by 11/09/2011. Schools with Students Like Ours are Middle Schools with Poverty Indices of no more than 5% above or below the index for this school.

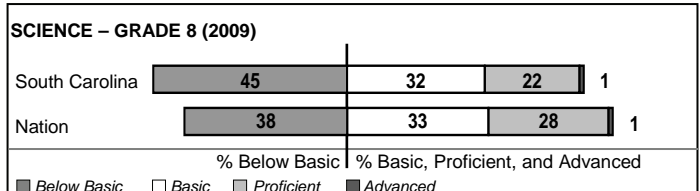
## PASS PERFORMANCE

Our School
  Middle Schools with Students Like Ours
  Middle schools statewide



## NAEP PERFORMANCE\*

\* Performance reported for SC and nation, data not available at school level. Percentages at NAEP Achievement Levels.



## END OF COURSE TESTS - 2011

% of students scoring 70 or above on:	Our Middle School	Middle Schools with Students Like Ours
Algebra 1/Math for the Technologies 2	100.0	96.9
English 1	95.5	93.1
Biology 1/Applied Biology 2	N/A	91.6
Physical Science	N/A	75.0
US History and the Constitution	N/A	N/A
All Subjects	97.9	96.2

## SC PERFORMANCE VISION

*By 2020 all students will graduate with the knowledge and skills necessary to compete successfully in the global economy, participate in a democratic society and contribute positively as members of families and communities.*

### Abbreviations Key

N/A Not Applicable N/AV Not Available N/C Not Collected N/R Not Reported I/S Insufficient Sample TBD To be determined  
 NI Newly Identified CSI Continuing School Improvement CA Corrective Action RP Plan to Restructure R Restructure DELAY School Improvement Status HOLD School Improvement Status

# GREAT FALLS MIDDLE [Chester]

## SCHOOL PROFILE

	Our School	Change from Last Year	Middle Schools with Students Like Ours	Median Middle School
<b>Students (n=211)</b>				
Students enrolled in high school credit courses (grades 7 & 8)	100.0%	Up from 47.5%	27.9%	24.5%
Retention rate	0.5%	Up from 0.0%	0.7%	0.7%
Attendance rate	94.7%	Up from 94.6%	95.7%	95.9%
Served by gifted and talented program	17.5%	Up from 16.7%	16.4%	17.8%
With disabilities other than speech	13.3%	Down from 17.6%	10.1%	9.2%
Older than usual for grade	4.3%	Up from 4.0%	1.9%	1.5%
Out-of-school suspensions or expulsions for violent and/or criminal offenses	0.5%	Up from 0.0%	0.6%	0.4%
Annual dropout rate	0.0%	No Change	0.0%	0.0%
<b>Teachers (n=14)</b>				
Teachers with advanced degrees	50.0%	Down from 55.6%	57.2%	60.0%
Continuing contract teachers	92.9%	Up from 77.8%	86.9%	82.6%
Teachers returning from previous year	73.5%	Up from 73.0%	83.3%	85.6%
Teacher attendance rate	99.0%	Up from 95.7%	95.4%	95.3%
Average teacher salary*	\$46,037	Up 5.0%	\$45,197	\$46,300
Classes not taught by highly qualified teachers	0.0%	Down from 5.7%	1.4%	1.2%
Professional development days/teacher	17.2 days	Up from 8.8 days	9.9 days	9.9 days
<b>School</b>				
Principal's years at school	1.0	Down from 5.0	4.0	4.0
Student-teacher ratio in core subjects	21.2 to 1	Up from 12.5 to 1	21.1 to 1	21.5 to 1
Prime instructional time	93.2%	Up from 89.6%	90.1%	90.1%
Opportunities in the arts	Good	No Change	Good	Good
SACS accreditation	Yes	No Change	Yes	Yes
Parents attending conferences	89.6%	Down from 100.0%	96.1%	98.1%
Character development program	Good	Up from Average	Good	Good
Dollars spent per pupil**	\$7,446	Up 5.9%	\$7,486	\$7,634
Percent of expenditures for instruction**	59.5%	Down from 62.9%	62.0%	64.0%
Percent of expenditures for teacher salaries**	58.5%	Down from 59.1%	59.2%	61.2%
% of AYP objectives met	70.6%	Down from 94.1%	80.5%	80.5%

\* Length of contract = 185+ days.

\*\* Prior year audited financial data available.

## EVALUATION RESULTS

	Teachers	Students*	Parents*
Number of surveys returned	14	75	40
Percent satisfied with learning environment	100.0%	84.0%	87.2%
Percent satisfied with social and physical environment	91.7%	91.9%	79.5%
Percent satisfied with school-home relations	66.7%	93.3%	71.8%

\*Only students at the highest middle school grade level at this school and their parents were included.

Comprehensive detail, including definitions of ratings, performance criteria, and explanations of status, is available on [www.ed.sc.gov](http://www.ed.sc.gov) and [www.eoc.sc.gov](http://www.eoc.sc.gov) as well as school and school district websites.

Printed versions are available from school districts upon request.

## REPORT OF PRINCIPAL AND SCHOOL IMPROVEMENT COUNCIL

Great Falls Middle School is a grades 6-8 school in rural Chester County in the central upstate of South Carolina. The average daily attendance for the 2010-2011 school year was 212 students. Great Falls Middle School met 94.1% of Palmetto Assessment of State Standards (PASS) objectives for Adequate Yearly Progress (AYP) as defined by federal legislation No Child Left Behind for 2010. 73.8% of 7th Graders scored Met or Exemplary on 2010 PASS Math. 100% of 8th Grade Honors English and Algebra I students received high school credit. Two 8th grade students qualified as SC Junior Scholars for their high scores on the PSAT and a GFMS 8th grader won the State Superintendent of Education's Writing Contest for Chester County. Measures of Academic Progress (MAP) average scores for 6th Grade Reading and Language Usage and 8th Grade Math exceeded the national mean this spring. All students had double blocks of Language Arts and Math this year.

Great Falls Middle School became a Winthrop NetSCOPE Partner School in 2010-2011. Several staff members attended the Education and Business Summit state (Greenville) and national (Nashville) conferences this summer. 10 staff members hold Master's degrees or above, with years' experience for staff range from 3 to 34 years with an average of 15.3 years. 3 teachers hold National Board Certification. The staff received \$85,725.00 in grants this year. The faculty participated in a book study of What Great Teachers Do Differently by Todd Whitaker. Staff development for individuals included: Response to Intervention, Microsoft Office 2011, ETV, Teaching Struggling Readers, Plato Web, Making Middle Grades Work, Explicit Direct Instruction, and e-chalk web page training.

Special programs conducted at the school this year included: a Black History Program in February with featured speaker TV/Radio personality Beatrice Thompson, a special program called ¡Fiesta! In which 6th graders participated with the high school Spanish class students, a program entitled Internet Safety & Cyber Bullying presented by Patti Fowler from the State Attorney General's Office, and student incentives programs included Student of the Month, Good Behavior Assemblies, and Early Lunch for Honor Roll students.

Great Falls Middle School students and staff participated in many service learning projects. Students participated in Hoops for Heart for the American Heart Association in P.E. class, collecting \$851.26 in funds in memory of Mr. Warren Tisdale. To support the American Cancer Society's Relay for Life, students paid \$2 to wear jeans on two dates during the spring, while teachers paid \$10 each to wear jeans the week after spring break to raise money for the American Cancer Society. Middle School students donated change for Pennies for Patients and to assist the local food bank, students collected canned foods as a competition among homerooms.

During the 2010-2011 school year, Great Falls Middle merged with Great Falls High School to become Great Falls Middle/High. In 2011-2012, the school will have one BEDS code, which will recognize the school officially as one school according to the State Department of Education. At this time, Great Falls Middle will work toward becoming a Making Middle Grades Work certified school so that student achievement will prepare them for both high school work and post-secondary work.

Corey Murphy - Principal  
Brenda Fort - Acting Principal

### Abbreviations Key

N/A Not Applicable N/AV Not Available N/C Not Collected N/R Not Reported I/S Insufficient Sample TBD To be determined

NI Newly Identified CSI Continuing School Improvement CA Corrective Action RP Plan to Restructure R Restructure DELAY School Improvement Status HOLD School Improvement Status