



# SC Annual School Report Card Summary

LEWISVILLE MIDDLE

Chester

Grades: 6-8

Enrollment: 318

Principal: H.L. Erwin

Superintendent: Mr. John Taylor

Board Chair: Mrs. Maggie James

## PERFORMANCE

Comprehensive detail, including definitions of ratings, performance criteria, and explanations of status, is available on [www.ed.sc.gov](http://www.ed.sc.gov) and [www.eoc.sc.gov](http://www.eoc.sc.gov) as well as school and school district websites. Printed versions are available from school districts upon request.

YEAR	ABSOLUTE RATING	GROWTH RATING	PALMETTO GOLD AND SILVER AWARD		AYP STATUS	NCLB IMPROVEMENT STATUS
			General Performance	Closing the Gap		
2011	Average	Average	TBD	TBD	Not Met	N/A
2010	Good	Excellent	Gold	Silver	Met	N/A
2009	Good	Average	N/A	N/A	Met	N/A

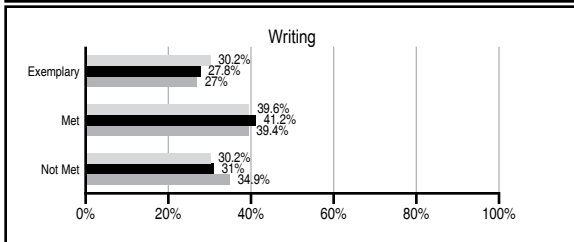
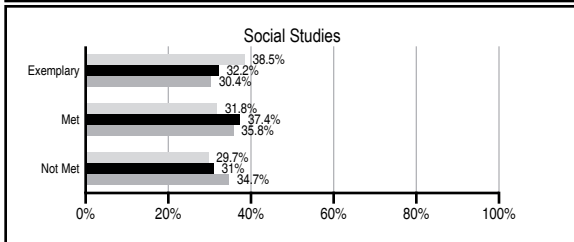
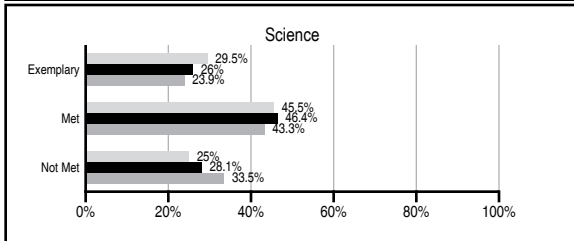
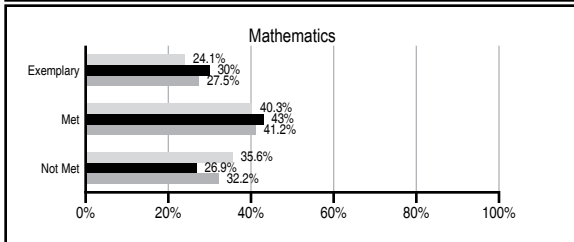
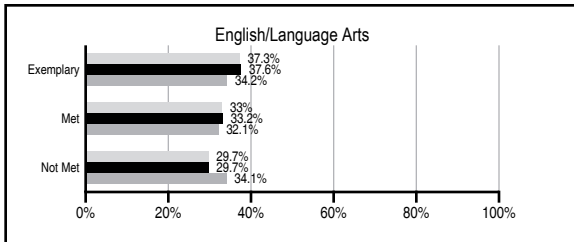
## ABSOLUTE RATINGS OF MIDDLE SCHOOLS WITH STUDENTS LIKE OURS\*

EXCELLENT	GOOD	AVERAGE	BELOW AVERAGE	AT-RISK
3	17	40	0	0

\* Ratings are calculated with data available by 11/09/2011. Schools with Students Like Ours are Middle Schools with Poverty Indices of no more than 5% above or below the index for this school.

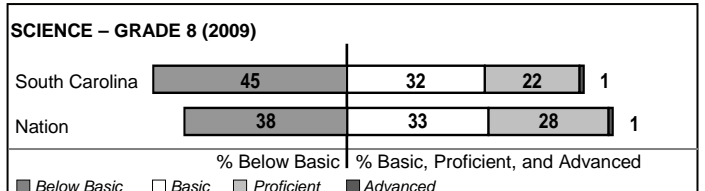


## PASS PERFORMANCE

Our School
  Middle Schools with Students Like Ours
  Middle schools statewide



## NAEP PERFORMANCE\*

\* Performance reported for SC and nation, data not available at school level. Percentages at NAEP Achievement Levels.



## END OF COURSE TESTS - 2011

% of students scoring 70 or above on:	Our Middle School	Middle Schools with Students Like Ours
Algebra 1/Math for the Technologies 2	100.0	97.4
English 1	100.0	96.5
Biology 1/Applied Biology 2	N/A	87.5
Physical Science	N/A	82.0
US History and the Constitution	N/A	N/A
All Subjects	100.0	97.0

## SC PERFORMANCE VISION

*By 2020 all students will graduate with the knowledge and skills necessary to compete successfully in the global economy, participate in a democratic society and contribute positively as members of families and communities.*

### Abbreviations Key

N/A Not Applicable N/AV Not Available N/C Not Collected N/R Not Reported I/S Insufficient Sample TBD To be determined  
 NI Newly Identified CSI Continuing School Improvement CA Corrective Action RP Plan to Restructure R Restructure DELAY School Improvement Status HOLD School Improvement Status

# LEWISVILLE MIDDLE [Chester]

## SCHOOL PROFILE

	Our School	Change from Last Year	Middle Schools with Students Like Ours	Median Middle School
<b>Students (n=318)</b>				
Students enrolled in high school credit courses (grades 7 & 8)	51.4%	Down from 51.6%	24.8%	24.5%
Retention rate	1.6%	Down from 3.2%	0.8%	0.7%
Attendance rate	94.9%	No Change	95.8%	95.9%
Served by gifted and talented program	22.9%	Down from 23.5%	21.1%	17.8%
With disabilities other than speech	10.3%	Down from 10.8%	10.1%	9.2%
Older than usual for grade	2.5%	Down from 3.2%	1.8%	1.5%
Out-of-school suspensions or expulsions for violent and/or criminal offenses	7.2%	Down from 8.0%	0.6%	0.4%
Annual dropout rate	0.0%	No Change	0.0%	0.0%
<b>Teachers (n=17)</b>				
Teachers with advanced degrees	47.1%	Down from 55.6%	60.3%	60.0%
Continuing contract teachers	94.1%	Up from 77.8%	86.6%	82.6%
Teachers returning from previous year	76.0%	Down from 80.5%	86.9%	85.6%
Teacher attendance rate	100.0%	Up from 95.1%	95.0%	95.3%
Average teacher salary*	\$45,984	Down 3.1%	\$46,623	\$46,300
Classes not taught by highly qualified teachers	9.9%	Up from 5.6%	0.0%	1.2%
Professional development days/teacher	5.2 days	Down from 5.3 days	9.6 days	9.9 days
<b>School</b>				
Principal's years at school	11.0	Up from 0.0	4.0	4.0
Student-teacher ratio in core subjects	25.7 to 1	Up from 25.3 to 1	22.3 to 1	21.5 to 1
Prime instructional time	94.6%	Up from 89.8%	89.9%	90.1%
Opportunities in the arts	Good	No Change	Good	Good
SACS accreditation	Yes	No Change	Yes	Yes
Parents attending conferences	100.0%	No Change	98.0%	98.1%
Character development program	Good	No Change	Good	Good
Dollars spent per pupil**	\$6,919	Down 20.4%	\$7,463	\$7,634
Percent of expenditures for instruction**	53.9%	Down from 58.5%	64.5%	64.0%
Percent of expenditures for teacher salaries**	51.8%	Up from 48.0%	62.5%	61.2%
% of AYP objectives met	82.4%	Down from 100.0%	81.0%	80.5%

\* Length of contract = 185+ days.

\*\* Prior year audited financial data available.

## EVALUATION RESULTS

	Teachers	Students*	Parents*
Number of surveys returned	18	97	34
Percent satisfied with learning environment	94.4%	63.9%	73.5%
Percent satisfied with social and physical environment	100.0%	78.4%	76.5%
Percent satisfied with school-home relations	83.3%	89.5%	69.7%

\*Only students at the highest middle school grade level at this school and their parents were included.

## REPORT OF PRINCIPAL AND SCHOOL IMPROVEMENT COUNCIL

### Report of Principal and School Improvement Council

Lewisville Middle School is proud to be a school in the Chester County School District. Lewisville Middle School is grateful to be recognized as a Palmetto Gold and Palmetto Silver Awards winning school for its academic progress during the 2010-2011 school year. Lewisville Middle School also met the requirements of AYP for the 2010-2011 school year.

Lewisville Middle School is thankful and proud of the teacher's, student's, parents, community members and district office staff that support it.

The use of Benchmark tests and data from M.A.P. tests have helped students show gains and improvement in their regular classroom instruction and on the PASS test. At Lewisville Middle School we are dedicated to providing a safe, orderly and positive environment for everyone. The school wants to prepare the students to be good people socially as well as academically. A number of programs are available such as: Student of the Week at each grade level, Good Character Student at each grade level, Advisor/Advisee Program, Honor Roll, Team Read Program, MAP testing, Benchmark testing and Paw-riffic Achievers. Making Middle Grades Work and the Multicultural Celebration continue to be important school wide initiatives that help the students be successful.

The Empty Stocking Fund, March of Dimes, Pennies for Patients, Relay for Life, St. Jude's Foundation and Jump rope for Heart are service learning projects in which the school participated in.

The Parents in Action Team and School Improvement Council continues to be valuable assets to the school. The school business partners continue to provide financial support and services to the school.

The school's data team reviewed all data (MAP, report cards, PASS test, etc.) in making decisions that provided quality instruction to the students.

Lewisville Middle School will continue to provide a safe environment, quality instruction and quality education to all of its students. Lewisville Middle School will continue to make decisions in the best interest of the students and is committed to making strides through academic programs, extracurricular events, and lifelong character building efforts.

H. L. Erwin, Principal  
Susan Archie, SIC Chairman

Comprehensive detail, including definitions of ratings, performance criteria, and explanations of status, is available on [www.ed.sc.gov](http://www.ed.sc.gov) and [www.eoc.sc.gov](http://www.eoc.sc.gov) as well as school and school district websites.

Printed versions are available from school districts upon request.

#### Abbreviations Key

N/A Not Applicable N/AV Not Available N/C Not Collected N/R Not Reported I/S Insufficient Sample TBD To be determined  
NI Newly Identified CSI Continuing School Improvement CA Corrective Action RP Plan to Restructure R Restructure DELAY School Improvement Status HOLD School Improvement Status