



SC Annual School Report Card Summary

MCCANTS MIDDLE
Anderson 5
Grades: 6-8 Enrollment: 1,306
Principal: Jacky Stamps
Superintendent: Betty T Bagley
Board Chair: Mr. Al Norris Jr.

PERFORMANCE

Comprehensive detail, including definitions of ratings, performance criteria, and explanations of status, is available on www.ed.sc.gov and www.eoc.sc.gov as well as school and school district websites. Printed versions are available from school districts upon request.

YEAR	ABSOLUTE RATING	GROWTH RATING	PALMETTO GOLD AND SILVER AWARD		AYP STATUS	NCLB IMPROVEMENT STATUS
			General Performance	Closing the Gap		
2011	Excellent	Excellent	TBD	TBD	Not Met	N/A
2010	Excellent	Excellent	Gold	N/A	Not Met	N/A
2009	Excellent	Average	Gold	N/A	Not Met	N/A

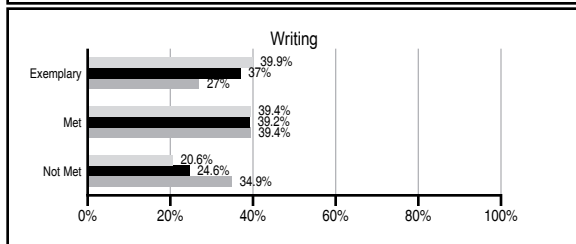
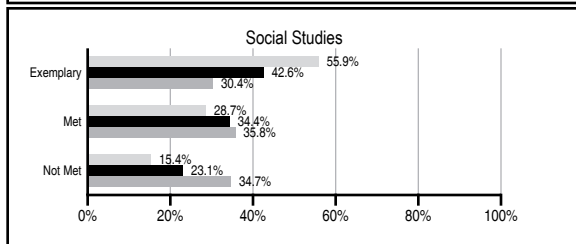
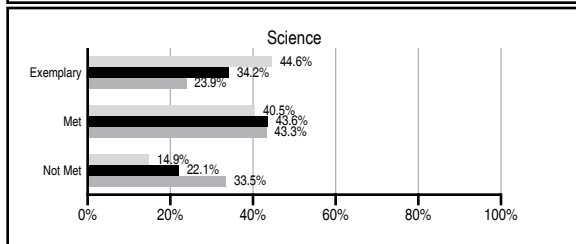
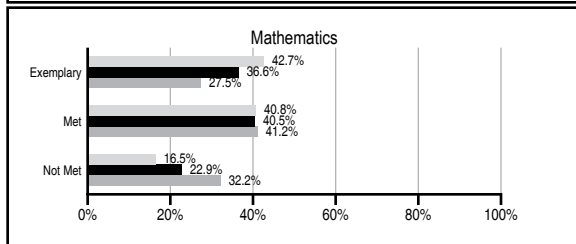
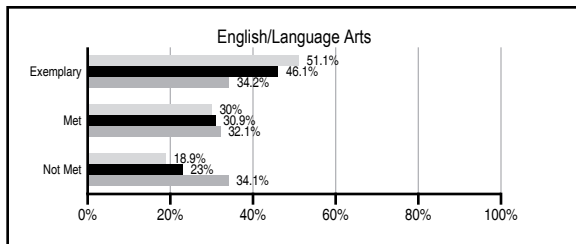
ABSOLUTE RATINGS OF MIDDLE SCHOOLS WITH STUDENTS LIKE OURS*

EXCELLENT	GOOD	AVERAGE	BELOW AVERAGE	AT-RISK
15	9	6	1	0

* Ratings are calculated with data available by 11/09/2011. Schools with Students Like Ours are Middle Schools with Poverty Indices of no more than 5% above or below the index for this school.

PASS PERFORMANCE

Our School Middle Schools with Students Like Ours Middle schools statewide



NAEP PERFORMANCE*

* Performance reported for SC and nation, data not available at school level. Percentages at NAEP Achievement Levels.



END OF COURSE TESTS - 2011

% of students scoring 70 or above on:	Our Middle School	Middle Schools with Students Like Ours
Algebra 1/Math for the Technologies 2	98.7	97.2
English 1	99.4	96.8
Biology 1/Applied Biology 2	N/A	94.8
Physical Science	N/A	52.8
US History and the Constitution	N/A	100
All Subjects	99.1	96.7

SC PERFORMANCE VISION

By 2020 all students will graduate with the knowledge and skills necessary to compete successfully in the global economy, participate in a democratic society and contribute positively as members of families and communities.

Abbreviations Key

N/A Not Applicable N/AV Not Available N/C Not Collected N/R Not Reported I/S Insufficient Sample TBD To be determined
 NI Newly Identified CSI Continuing School Improvement CA Corrective Action RP Plan to Restructure R Restructure DELAY School Improvement Status HOLD School Improvement Status

MCCANTS MIDDLE [Anderson 5]

SCHOOL PROFILE

	Our School	Change from Last Year	Middle Schools with Students Like Ours	Median Middle School
Students (n=1,306)				
Students enrolled in high school credit courses (grades 7 & 8)	40.1%	Down from 41.7%	35.7%	24.5%
Retention rate	0.2%	Down from 0.7%	0.3%	0.7%
Attendance rate	96.0%	Down from 99.9%	96.3%	95.9%
Served by gifted and talented program	37.4%	Up from 29.8%	24.3%	17.8%
With disabilities other than speech	7.2%	Down from 9.8%	7.2%	9.2%
Older than usual for grade	0.8%	Down from 1.5%	0.9%	1.5%
Out-of-school suspensions or expulsions for violent and/or criminal offenses	0.0%	Down from 0.5%	0.3%	0.4%
Annual dropout rate	0.0%	Down from 0.1%	0.0%	0.0%
Teachers (n=77)				
Teachers with advanced degrees	64.9%	Up from 60.0%	60.0%	60.0%
Continuing contract teachers	93.5%	Up from 87.5%	86.0%	82.6%
Teachers returning from previous year	92.9%	Up from 89.2%	89.6%	85.6%
Teacher attendance rate	96.8%	Up from 96.6%	94.8%	95.3%
Average teacher salary*	\$46,410	Down 1.6%	\$48,140	\$46,300
Classes not taught by highly qualified teachers	0.0%	No Change	1.5%	1.2%
Professional development days/teacher	12.4 days	Down from 14.7 days	9.9 days	9.9 days
School				
Principal's years at school	15.0	Up from 14.0	4.0	4.0
Student-teacher ratio in core subjects	24.2 to 1	Up from 23.8 to 1	23.9 to 1	21.5 to 1
Prime instructional time	91.8%	Down from 95.8%	90.7%	90.1%
Opportunities in the arts	Excellent	No Change	Good	Good
SACS accreditation	Yes	No Change	Yes	Yes
Parents attending conferences	94.2%	Up from 92.7%	98.4%	98.1%
Character development program	Excellent	Up from Good	Excellent	Good
Dollars spent per pupil**	\$5,874	Down 6.0%	\$6,647	\$7,634
Percent of expenditures for instruction**	72.4%	Up from 69.7%	66.0%	64.0%
Percent of expenditures for teacher salaries**	71.8%	Up from 68.5%	64.0%	61.2%
% of AYP objectives met	87.0%	Down from 91.3%	85.7%	80.5%

* Length of contract = 185+ days.

** Prior year audited financial data available.

EVALUATION RESULTS

	Teachers	Students*	Parents*
Number of surveys returned	72	371	87
Percent satisfied with learning environment	95.8%	79.1%	87.1%
Percent satisfied with social and physical environment	97.2%	82.0%	79.1%
Percent satisfied with school-home relations	90.3%	88.0%	81.2%

*Only students at the highest middle school grade level at this school and their parents were included.

REPORT OF PRINCIPAL AND SCHOOL IMPROVEMENT COUNCIL

McCants Middle School
Mr. Jacky R. Stamps, Principal
2123 Marchbanks Avenue / Anderson, SC 29621
Phone: 864-260-5145 / Fax: 864-260-5846

GRADES: 6-8

SCHOOL COLORS: Royal Blue and Gold

SCHOOL MASCOT: Hornet

SCHOOL MOTTO: "Building a Better World....One Student at a Time"

McCants Middle School is a wonderful place for our students, staff, and teachers. For the 2010-2011 school year, we continued to offer challenging and engaging instruction to ALL students. Excellence and high expectations remain our primary goal as we engage in continuous improvement in academic achievement. In addition to an already rigorous curriculum, McCants Middle School began implementation of the International Baccalaureate Middle Years Programme. Our goal is to raise the academic achievement level of all our students through the philosophy of providing a "STUDENT CENTERED EDUCATION."

We continue to seek new instructional strategies to move all students to their greatest academic potential and encourage them to become successful self-directed learners. We are proud of our PTA and School Improvement Council. Our PTA has provided funds for instructional materials, school-wide activities and numerous treats that demonstrated teacher and staff appreciation. The PTA, School Improvement Council and administrative staff continue to increase and provide opportunities for parental involvement.

We are pleased with our many commendations; however, it is our challenges toward which our greatest efforts will be directed. We will continue to focus on closing the achievement gap so all students perform at the exemplary level. Secondly, all teachers will stand up to the challenge of using data to make decisions that will improve student achievement. We will continue to work together to provide quality learning experiences for all students.

McCants Middle School is a caring organization of parents, students, teachers and staff all of whom share a sense of school and civic pride. We, as a diverse community, value education, life, country, and faith.

Jacky R. Stamps, Principal
Liz Carey, SIC Chairperson

Comprehensive detail, including definitions of ratings, performance criteria, and explanations of status, is available on www.ed.sc.gov and www.eoc.sc.gov as well as school and school district websites.

Printed versions are available from school districts upon request.

Abbreviations Key

N/A Not Applicable N/AV Not Available N/C Not Collected N/R Not Reported I/S Insufficient Sample TBD To be determined

NI Newly Identified CSI Continuing School Improvement CA Corrective Action RP Plan to Restructure R Restructure DELAY School Improvement Status HOLD School Improvement Status