



SC Annual School Report Card Summary

LAKESIDE MIDDLE
Anderson 5
Grades: 6-8 Enrollment: 1,024
Principal: Martha L. Hanwell
Superintendent: Betty T Bagley
Board Chair: Mr. Al Norris Jr.

PERFORMANCE

Comprehensive detail, including definitions of ratings, performance criteria, and explanations of status, is available on www.ed.sc.gov and www.eoc.sc.gov as well as school and school district websites. Printed versions are available from school districts upon request.

YEAR	ABSOLUTE RATING	GROWTH RATING	PALMETTO GOLD AND SILVER AWARD		AYP STATUS	NCLB IMPROVEMENT STATUS
			General Performance	Closing the Gap		
2011	Average	Average	TBD	TBD	Not Met	N/A
2010	Average	Average	N/A	N/A	Not Met	N/A
2009	Average	Average	N/A	N/A	Not Met	N/A

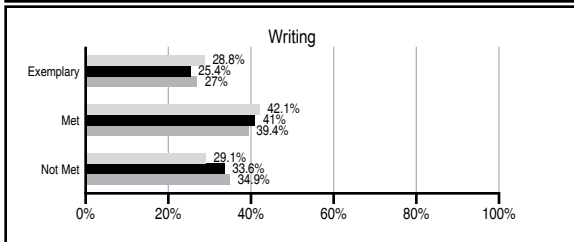
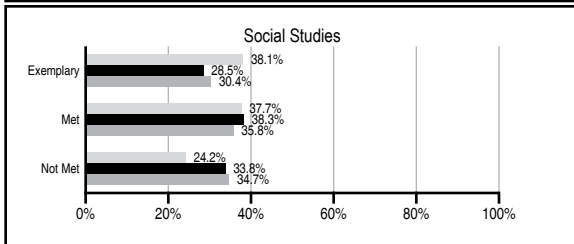
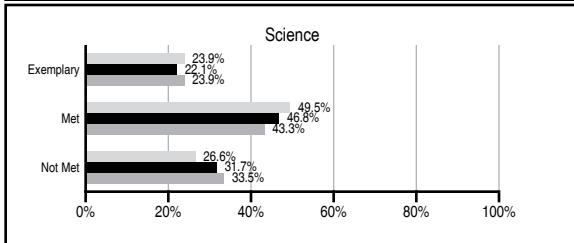
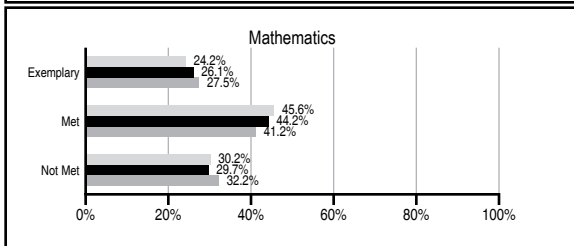
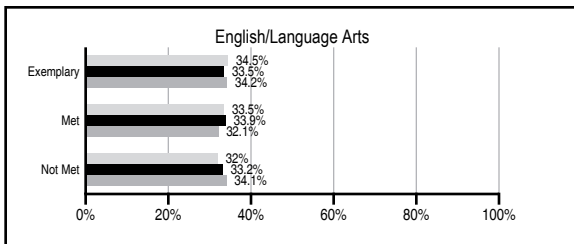
ABSOLUTE RATINGS OF MIDDLE SCHOOLS WITH STUDENTS LIKE OURS*

EXCELLENT	GOOD	AVERAGE	BELOW AVERAGE	AT-RISK
3	11	44	4	0

* Ratings are calculated with data available by 11/09/2011. Schools with Students Like Ours are Middle Schools with Poverty Indices of no more than 5% above or below the index for this school.

PASS PERFORMANCE

Our School
 Middle Schools with Students Like Ours
 Middle schools statewide



NAEP PERFORMANCE*

* Performance reported for SC and nation, data not available at school level. Percentages at NAEP Achievement Levels.



END OF COURSE TESTS - 2011

% of students scoring 70 or above on:	Our Middle School	Middle Schools with Students Like Ours
Algebra 1/Math for the Technologies 2	100.0	96.8
English 1	92.5	95.9
Biology 1/Applied Biology 2	N/A	90.2
Physical Science	N/A	99.0
US History and the Constitution	N/A	N/A
All Subjects	95.2	96.4

SC PERFORMANCE VISION

By 2020 all students will graduate with the knowledge and skills necessary to compete successfully in the global economy, participate in a democratic society and contribute positively as members of families and communities.

Abbreviations Key

N/A Not Applicable N/AV Not Available N/C Not Collected N/R Not Reported I/S Insufficient Sample TBD To be determined
 NI Newly Identified CSI Continuing School Improvement CA Corrective Action RP Plan to Restructure R Restructure DELAY School Improvement Status HOLD School Improvement Status

LAKESIDE MIDDLE [Anderson 5]

SCHOOL PROFILE

	Our School	Change from Last Year	Middle Schools with Students Like Ours	Median Middle School
Students (n=1,024)				
Students enrolled in high school credit courses (grades 7 & 8)	16.4%	Up from 11.4%	22.6%	24.5%
Retention rate	0.1%	Down from 0.2%	1.0%	0.7%
Attendance rate	95.2%	Down from 99.9%	95.7%	95.9%
Served by gifted and talented program	25.2%	Up from 14.5%	18.3%	17.8%
With disabilities other than speech	11.5%	Down from 16.5%	10.1%	9.2%
Older than usual for grade	2.0%	Down from 2.6%	1.8%	1.5%
Out-of-school suspensions or expulsions for violent and/or criminal offenses	0.0%	No Change	0.4%	0.4%
Annual dropout rate	0.0%	Down from 0.4%	0.0%	0.0%
Teachers (n=67)				
Teachers with advanced degrees	64.2%	Up from 61.1%	58.1%	60.0%
Continuing contract teachers	91.0%	Up from 83.3%	87.5%	82.6%
Teachers returning from previous year	87.8%	Up from 85.3%	85.2%	85.6%
Teacher attendance rate	95.5%	Up from 93.2%	95.4%	95.3%
Average teacher salary*	\$44,232	Down 2.6%	\$45,903	\$46,300
Classes not taught by highly qualified teachers	0.0%	No Change	1.1%	1.2%
Professional development days/teacher	8.4 days	Down from 9.1 days	9.9 days	9.9 days
School				
Principal's years at school	10.0	No Change	4.0	4.0
Student-teacher ratio in core subjects	23.5 to 1	Up from 20.6 to 1	21.4 to 1	21.5 to 1
Prime instructional time	89.9%	Down from 92.7%	89.9%	90.1%
Opportunities in the arts	Excellent	No Change	Good	Good
SACS accreditation	Yes	No Change	Yes	Yes
Parents attending conferences	99.2%	Up from 95.1%	97.4%	98.1%
Character development program	Excellent	No Change	Good	Good
Dollars spent per pupil**	\$6,413	Up 0.6%	\$7,489	\$7,634
Percent of expenditures for instruction**	70.8%	Up from 68.3%	63.3%	64.0%
Percent of expenditures for teacher salaries**	70.1%	Up from 67.3%	60.8%	61.2%
% of AYP objectives met	81.5%	Down from 91.3%	81.3%	80.5%

* Length of contract = 185+ days.

** Prior year audited financial data available.

EVALUATION RESULTS

	Teachers	Students*	Parents*
Number of surveys returned	66	320	83
Percent satisfied with learning environment	78.8%	69.6%	73.2%
Percent satisfied with social and physical environment	87.9%	72.6%	65.9%
Percent satisfied with school-home relations	66.7%	86.4%	66.3%

*Only students at the highest middle school grade level at this school and their parents were included.

REPORT OF PRINCIPAL AND SCHOOL IMPROVEMENT COUNCIL

Since its 1963 inception, Lakeside Middle School has been dedicated to providing a quality education for the children of our community. This dedication is evident in the many outstanding opportunities offered to our students.

Lakeside currently serves over 1000 students in grades six, seven, and eight and has a diverse population representing various socio-economic, racial, cultural, and educational backgrounds. Our school offers a balanced program of academics, fine arts, community involvement, and athletics which creates a unique learning environment designed to meet the needs of middle school students.

Lakeside is proud to offer our students many opportunities. Students can choose band, strings, chorus, art, drama, engineering, conflict resolution, or creative writing courses during their related arts. These classes give students opportunities to explore interests outside of the academic areas. They also have the opportunity to take accelerated classes, earn high school credit, and participate in the district's gifted and talented program. Eligible students are also provided the opportunity to take the SAT or PSAT in seventh and eighth grade to be identified as Duke TIP Scholars or as Junior Scholars. We are proud of the academic progress of our students and continually strive to improve our performance as well as our students.

Additionally, students are provided with many opportunities during after school hours. These include sports, Robotics, Creative Minds, Planet Patrol, Tiger Talk, and Beta Club. Student Council, Beta Club, and Lakeside Ambassadors partner with local service organizations to teach our students the value of volunteering and community service. Additional learning opportunities are offered throughout the school day.

We are pleased to be able to offer AVID (Achievement Via Individual Determination) to all grade levels. This program targets students who have shown academic potential but need additional support in order to become candidates for Advanced Placement coursework in high school. A long term goal for this program is to provide the opportunity for academic success in high school and post secondary education.

Lakeside has an active PTO, School Improvement Council, and a CBS (Chorus, Band, and Strings) Booster Club. These groups provide the foundation and support for the many activities that take place at our school. The PTA and CBS Clubs are instrumental in providing monetary support and volunteer hours for our faculty and students.

We are proud to offer our students a safe environment, a healthy start, an ongoing relationship with a caring adult, an opportunity for service, and a marketable skill through an effective education. The united mission and promise to our students and community will continue to guide our way into the future. As we move into the future as a magnet school, our challenge continues to be to find ways to close the achievement gap and to meet the needs of our students during major budget cuts. We hope you will join us as we continue to provide quality educational experiences for our children.

Martha Hanwell Principal Catherine Phillips SIC Chair

Comprehensive detail, including definitions of ratings, performance criteria, and explanations of status, is available on www.ed.sc.gov and www.eoc.sc.gov as well as school and school district websites.

Printed versions are available from school districts upon request.

Abbreviations Key

N/A Not Applicable N/AV Not Available N/C Not Collected N/R Not Reported I/S Insufficient Sample TBD To be determined
NI Newly Identified CSI Continuing School Improvement CA Corrective Action RP Plan to Restructure R Restructure DELAY School Improvement Status HOLD School Improvement Status