



# SC Annual School Report Card Summary

ALLENDALE-FAIRFAX MIDDLE

Allendale

Grades: 6-8

Enrollment: 303

Principal: Terry Fludd

Superintendent: Dr. Harold McClain

Board Chair: Mr. Willie Priester

## PERFORMANCE

Comprehensive detail, including definitions of ratings, performance criteria, and explanations of status, is available on [www.ed.sc.gov](http://www.ed.sc.gov) and [www.eoc.sc.gov](http://www.eoc.sc.gov) as well as school and school district websites. Printed versions are available from school districts upon request.

YEAR	ABSOLUTE RATING	GROWTH RATING	PALMETTO GOLD AND SILVER AWARD		AYP STATUS	NCLB IMPROVEMENT STATUS
			General Performance	Closing the Gap		
2011	At-Risk	At-Risk	TBD	TBD	Not Met	R
2010	At-Risk	At-Risk	N/A	N/A	Not Met	R
2009	At-Risk	At-Risk	N/A	N/A	Not Met	R

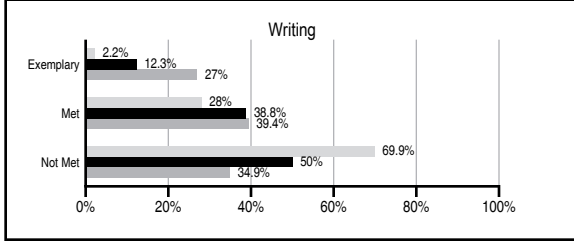
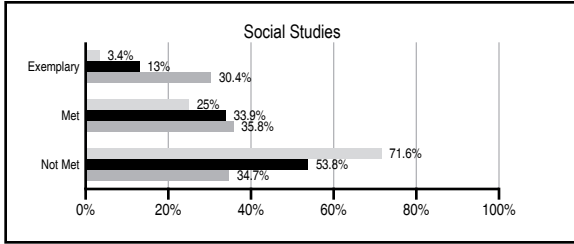
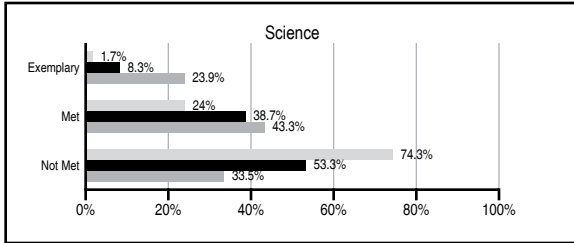
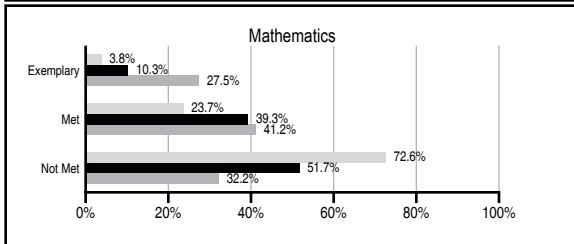
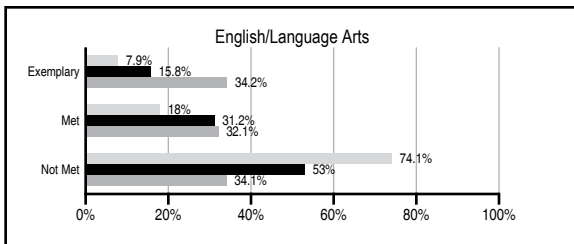
## ABSOLUTE RATINGS OF MIDDLE SCHOOLS WITH STUDENTS LIKE OURS\*

EXCELLENT	GOOD	AVERAGE	BELOW AVERAGE	AT-RISK
0	0	7	22	24

\* Ratings are calculated with data available by 11/09/2011. Schools with Students Like Ours are Middle Schools with Poverty Indices of no more than 5% above or below the index for this school.




## PASS PERFORMANCE

Our School Middle Schools with Students Like Ours Middle schools statewide



## NAEP PERFORMANCE\*

\* Performance reported for SC and nation, data not available at school level. Percentages at NAEP Achievement Levels.



## END OF COURSE TESTS - 2011

% of students scoring 70 or above on:	Our Middle School	Middle Schools with Students Like Ours
Algebra 1/Math for the Technologies 2	43.5	88.3
English 1	69.2	86.2
Biology 1/Applied Biology 2	N/A	22.7
Physical Science	N/A	16.8
US History and the Constitution	N/A	N/A
All Subjects	57.1	87.3

## SC PERFORMANCE VISION

*By 2020 all students will graduate with the knowledge and skills necessary to compete successfully in the global economy, participate in a democratic society and contribute positively as members of families and communities.*

### Abbreviations Key

N/A Not Applicable N/AV Not Available N/C Not Collected N/R Not Reported I/S Insufficient Sample TBD To be determined  
 NI Newly Identified CSI Continuing School Improvement CA Corrective Action RP Plan to Restructure R Restructure DELAY School Improvement Status HOLD School Improvement Status

# ALLENDALE-FAIRFAX MIDDLE [Allendale]

## SCHOOL PROFILE

	Our School	Change from Last Year	Middle Schools with Students Like Ours	Median Middle School
<b>Students (n=303)</b>				
Students enrolled in high school credit courses (grades 7 & 8)	14.3%	Down from 18.4%	13.6%	24.5%
Retention rate	2.5%	Up from 0.3%	1.0%	0.7%
Attendance rate	93.7%	Down from 95.9%	95.4%	95.9%
Served by gifted and talented program	0.0%	No Change	5.4%	17.8%
With disabilities other than speech	5.2%	Down from 9.3%	11.2%	9.2%
Older than usual for grade	7.2%	Up from 7.1%	3.6%	1.5%
Out-of-school suspensions or expulsions for violent and/or criminal offenses	0.3%	Up from 0.0%	0.2%	0.4%
Annual dropout rate	0.0%	No Change	0.0%	0.0%
<b>Teachers (n=24)</b>				
Teachers with advanced degrees	37.5%	No Change	59.5%	60.0%
Continuing contract teachers	33.3%	Up from 29.2%	69.0%	82.6%
Teachers returning from previous year	64.9%	Down from 66.0%	76.4%	85.6%
Teacher attendance rate	94.3%	N/R	95.4%	95.3%
Average teacher salary*	\$35,068	Down 7.5%	\$44,040	\$46,300
Classes not taught by highly qualified teachers	8.8%	Down from 17.2%	6.1%	1.2%
Professional development days/teacher	5.8 days	Down from 14.0 days	10.2 days	9.9 days
<b>School</b>				
Principal's years at school	1.0	Down from 2.0	3.0	4.0
Student-teacher ratio in core subjects	17.3 to 1	Down from 20.1 to 1	17.9 to 1	21.5 to 1
Prime instructional time	86.7%	N/R	89.2%	90.1%
Opportunities in the arts	Good	No Change	Good	Good
SACS accreditation	No	Down from Yes	Yes	Yes
Parents attending conferences	93.1%	Down from 97.4%	97.9%	98.1%
Character development program	Below Average	Down from Excellent	Good	Good
Dollars spent per pupil**	\$8,402	Down 11.1%	\$10,504	\$7,634
Percent of expenditures for instruction**	60.0%	Down from 65.3%	59.8%	64.0%
Percent of expenditures for teacher salaries**	55.8%	Up from 43.3%	55.7%	61.2%
% of AYP objectives met	46.2%	Down from 53.8%	69.2%	80.5%

\* Length of contract = 185+ days.

\*\* Prior year audited financial data available.

## EVALUATION RESULTS

	Teachers	Students*	Parents*
Number of surveys returned	12	76	38
Percent satisfied with learning environment	66.7%	47.4%	67.6%
Percent satisfied with social and physical environment	58.3%	59.2%	59.5%
Percent satisfied with school-home relations	25.0%	77.6%	75.0%

\*Only students at the highest middle school grade level at this school and their parents were included.

## REPORT OF PRINCIPAL AND SCHOOL IMPROVEMENT COUNCIL

During the 2010-2011 academic school year, the Success for All (SFA), Powermath, and Pearson Learning Teams (PLT) initiatives were implemented. The SFA Program is a standards-based Comprehensive School Reform curriculum and was incorporated in effort to improve student reading comprehension. The Powermath program is an extension of SFA which allows students to work in cooperative groups in math class and offers teachers strategies to enhance learning and improve classroom management techniques. The PLT framework was to guide teacher collaboration efforts and build leadership capacity of administrators and teacher leaders to increase student achievement. The Positive Behavioral Interventions and Supports (PBIS) Program continues to support improvement in student behavior by creating a school climate that is effective, efficient, relevant, and supportive to all students.

The use of technology remains a key factor in the delivery of instruction and providing interventions to address the needs of all students. SuccessMaker, a computer-based program aimed to improve comprehension and math skills, continues to provide additional remediation. Technology has also provided a more efficient means to communicate with community, parents, and students through the use of school messenger and the new powerschool parent portal. The continued use of Promethean boards has allowed our teachers to offer interactive lessons and has improved student engagement.

Professional development activities were focused on the new SFA transformation model, classroom management, and motivating low-performing students. SFA point coaches visited monthly to provide teachers with training, instructional coaching, and feedback on the implementation of the SFA program. Mr. Stephen Peters, author of "Do You Know Enough About Me to Teach Me?" came in to provide a session on establishing meaningful relationships and understanding today's youth.

The students here at Allendale-Fairfax Middle School are eager to learn and will always strive for excellence. The AFMS Team continues to move toward an environment that will establish and maintain the highest level of student achievement. This year we are proud of the following accomplishments: 1) one of our eight grade students made it to the Scripps National Spelling Bee in Washington, DC, 2) 17 students placed in the State Math Fest to go onto Regionals in Atlanta, GA, 3) two students were recognized at the CSRA Regional Science Fair. The support of parents and community is strongly encourages and greatly appreciated, as we continue to have a learning environment that enables all students to reach their goals!

Penni Preacher, School Improvement Council  
Terry M. Fludd, Principal

Comprehensive detail, including definitions of ratings, performance criteria, and explanations of status, is available on [www.ed.sc.gov](http://www.ed.sc.gov) and [www.eoc.sc.gov](http://www.eoc.sc.gov) as well as school and school district websites.

Printed versions are available from school districts upon request.

### Abbreviations Key

N/A Not Applicable N/AV Not Available N/C Not Collected N/R Not Reported I/S Insufficient Sample TBD To be determined

NI Newly Identified CSI Continuing School Improvement CA Corrective Action RP Plan to Restructure R Restructure DELAY School Improvement Status HOLD School Improvement Status