

SC Annual School Report Card Summary

JOHNSONVILLE HIGH
 Florence 5
 Grades: 9-12 Enrollment: 441
 Principal: Stevie Phillips
 Superintendent: Dr. D. John Morris
 Board Chair: Darren Timmons

PERFORMANCE

Comprehensive detail, including definitions of ratings, performance criteria, and explanations of status, is available on www.ed.sc.gov and www.eoc.sc.gov as well as school and school district websites. Printed versions are available from school districts upon request.

YEAR	ABSOLUTE RATING	GROWTH RATING	PALMETTO GOLD AND SILVER AWARD		AYP STATUS	NCLB IMPROVEMENT STATUS
			General Performance	Closing the Gap		
2011	Excellent	Good	TBD	TBD	Not Met	N/A
2010	Excellent	Below Average	N/A	Gold	Not Met	N/A
2009	Good	At-Risk	N/A	N/A	Not Met	N/A

ABSOLUTE RATINGS OF HIGH SCHOOLS WITH STUDENTS LIKE OURS*

EXCELLENT	GOOD	AVERAGE	BELOW AVERAGE	AT-RISK
11	8	20	1	1

*Ratings are calculated with data available by 11/09/2011. Schools with Students Like Ours are High Schools with Poverty Indices of no more than 5% above or below the index for this school.

HIGH SCHOOL ASSESSMENT PROGRAM(HSAP) EXAM PASSAGE RATE(%): SECOND YEAR STUDENTS

	Our High School		High Schools with Students Like Ours	
	2010	2011	2010	2011
Passed 2 subtests (%)	81.4%	77.9%	77.9%	77.4%
Passed 1 subtest (%)	11.3%	17.2%	11.5%	13.1%
Passed no subtests (%)	7.2%	4.9%	10.9%	10.1%

HSAP PASSAGE RATE (%) BY SPRING 2011

	Our High School	High Schools with Students Like Ours
Passage Rate	97.8%	91.0%

ON-TIME GRADUATION RATE




	Our High School	High Schools with Students Like Ours
Number of students	106	287
Number of Diplomas	90	195
Rate (%)	84.9%	70.7%

END OF COURSE TESTS - 2011

% of students scoring 70 or above on:	Our High School	High Schools with Students Like Ours
Algebra 1/Math for the Technologies 2	88.5	75.8
English 1	69.5	63.5
Biology 1/Applied Biology 2	59.8	66.5
Physical Science	58.1	55.1
US History and the Constitution	37.3	45.2
All Tests	62.3	61.4

NAEP PERFORMANCE*

* Performance reported for SC and nation, data not available at school level. Percentages at NAEP Achievement Levels.



SC PERFORMANCE VISION

By 2020 all students will graduate with the knowledge and skills necessary to compete successfully in the global economy, participate in a democratic society and contribute positively as members of families and communities.

Abbreviations Key

N/A Not Applicable N/AV Not Available N/C Not Collected N/R Not Reported I/S Insufficient Sample TBD To be determined
 NI Newly Identified CSI Continuing School Improvement CA Corrective Action RP Plan to Restructure R Restructure DELAY School Improvement Status HOLD School Improvement Status

JOHNSONVILLE HIGH [Florence 5]

SCHOOL PROFILE

	Our School	Change from Last Year	High Schools with Students Like Ours	Median High School
Students (n=441)				
Retention rate	1.2%	Up from 0.2%	3.8%	3.4%
Attendance rate	99.0%	Down from 99.4%	95.1%	95.0%
Served by gifted and talented program	13.9%	Down from 15.9%	14.2%	12.4%
With disabilities other than speech	11.0%	Down from 14.1%	11.0%	9.9%
Older than usual for grade	6.5%	Down from 8.7%	7.3%	7.1%
Out-of-school suspensions or expulsions for violent and/or criminal offenses	0.2%	Up from 0.0%	0.7%	0.9%
Enrolled in AP/IB programs	18.5%	Up from 17.1%	13.6%	13.0%
Successful on AP/IB exams	42.6%	Down from 55.3%	51.1%	51.7%
Eligible for LIFE Scholarship	29.2%	Down from 53.3%	30.2%	30.1%
Annual dropout rate	2.9%	Down from 3.3%	2.9%	2.5%
Career/technology students in co-curricular organizations	2.1%	Up from 1.6%	1.7%	2.9%
Enrollment in career/technology courses	160	Down from 267	362	419
Career/technology students attaining technical skills	91.3%	Up from 89.8%	81.2%	83.0%
Teachers (n=24)				
Teachers with advanced degrees	75.0%	No Change	60.4%	61.1%
Continuing contract teachers	100.0%	Up from 89.3%	84.6%	80.6%
Teachers returning from previous year	91.7%	Up from 87.1%	87.9%	86.5%
Teacher attendance rate	96.1%	Up from 95.4%	95.6%	95.5%
Average teacher salary*	\$46,933	Down 0.8%	\$46,884	\$46,884
Classes not taught by highly qualified teachers	0.0%	Down from 0.7%	2.2%	2.2%
Professional development days/teacher	11.3 days	Down from 11.8 days	10.8 days	10.0 days
School				
Principal's years at school	3.0	Up from 2.0	4.0	4.0
Student-teacher ratio in core subjects	27.5 to 1	Down from 27.7 to 1	27.6 to 1	26.5 to 1
Prime instructional time	93.7%	Up from 92.9%	89.9%	89.3%
Dollars spent per pupil**	\$8,774	Down 4.0%	\$7,383	\$7,804
Percent of expenditures for teacher salaries**	52.7%	Up from 48.2%	56.8%	58.0%
Percent of expenditures for instruction**	56.3%	Down from 56.4%	60.0%	60.6%
Opportunities in the arts	Poor	No Change	Excellent	Excellent
SACS accreditation	Yes	No Change	Yes	Yes
Parents attending conferences	97.0%	Down from 98.3%	97.3%	97.3%
Character development program	Good	No Change	Good	Good
% of AYP objectives met	70.6%	Down from 84.6%	64.7%	65.2%

* Length of contract = 185+ days.

** Prior year audited financial data available.

EVALUATION RESULTS

	Teachers	Students*	Parents*
Number of surveys returned	26	88	31
Percent satisfied with learning environment	73.1%	83.0%	86.7%
Percent satisfied with social and physical environment	96.2%	92.0%	93.3%
Percent satisfied with school-home relations	73.1%	86.4%	83.9%

*Only students at the highest high school grade level at this school and their parents were included.

Comprehensive detail, including definitions of ratings, performance criteria, and explanations of status, is available on www.ed.sc.gov and www.eoc.sc.gov as well as school and school district websites.

Printed versions are available from school districts upon request.

REPORT OF PRINCIPAL AND SCHOOL IMPROVEMENT COUNCIL

This has been another banner year at Johnsonville High School. The credit to our success goes to our outstanding students who have the support of a great community and school staff that continues to offer them a great learning environment. For the third year in a row, our motto is "Raising the Bar" in hopes to encourage us to approach new ideas with great enthusiasm and to continue the academic and athletic success that has made Johnsonville High School the pride of the Pee Dee Area. Among our accomplishments are the following:

One hundred percent of the Class of 2011 passed all parts of the state's Exit Exam. This is the third year in a row that we have cleared this academic hurdle. Of the Class of 2011, sixty-five percent were awarded state scholarships in the amount \$1,328,000 with five of these students being awarded the prestigious Palmetto Fellows Scholarship for outstanding academic achievement. The JHS mock trial team won first place in the regional competition and competed successfully in the state competition. During these competitions, several of our students were recognized for their superior performances. The school's math team also received accolades for placing second at the Pee Dee Regional High School Mathematics Tournament held at Francis Marion University and also winning, for the second year in a row, the Williamsburg Technical College "Einstein" Math Competition. Academically, the school received the "Palmetto Gold Award" from the State Department of Education for excellent results in closing the achievement gaps. The school also received an "excellent" rating on the school report card, mainly for the improved graduation rate at the school which was 12% above the state average. JHS was recently recognized by the State Department of Education as a 2009-2010 Red Carpet Award winner for outstanding customer service and improved community relations.

The sports teams continue to thrive at Johnsonville High School. This year the school won regional championships in volleyball, girls' basketball, girls' and boys' track. This year the volleyball team was also lower-state runner-up and the girls' track team won their thirteenth state championship, the state record for state track championships.

Johnsonville High School is very proud to have ten teachers who have received their National Board Certification. This is one of the highest percentages in the state. Currently, we have three teachers on staff who have received the Presidential Award of Excellence in Math and Science.

Johnsonville High School exists in order to help each student to develop their fullest potential and reach their optimum intellectual, physical, aesthetic, moral, and social development. The school's curriculum provides opportunities for frequent and varied student participation in school events, with adjustments being made according to the individual abilities and needs of the students. Likewise, in accordance with the State Department of Education mandates, our courses curriculum has been correlated with the state standards.

Stevie Phillips, Principal
DeJuan Hinson, SIC Chairperson

Abbreviations Key

N/A Not Applicable N/AV Not Available N/C Not Collected N/R Not Reported I/S Insufficient Sample TBD To be determined
NI Newly Identified CSI Continuing School Improvement CA Corrective Action RP Plan to Restructure R Restructure DELAY School Improvement Status HOLD School Improvement Status