



# SC Annual School Report Card Summary

**INDIA HOOK ELEMENTARY**  
York 3

Grades: K-5

Enrollment: 537

Principal: Crystal Guyton

Superintendent: Lynn P. Moody

Board Chair: Bob Norwood

## PERFORMANCE

Comprehensive detail, including definitions of ratings, performance criteria, and explanations of status, is available on [www.ed.sc.gov](http://www.ed.sc.gov) and [www.eoc.sc.gov](http://www.eoc.sc.gov) as well as school and school district websites. Printed versions are available from school districts upon request.

YEAR	ABSOLUTE RATING	GROWTH RATING	PALMETTO GOLD AND SILVER AWARD		AYP STATUS	NCLB IMPROVEMENT STATUS
			General Performance	Closing the Gap		
2011	Excellent	Excellent	TBD	TBD	Met	N/A
2010	Excellent	Excellent	Gold	N/A	Met	N/A
2009	Excellent	Good	Gold	Gold	Met	N/A

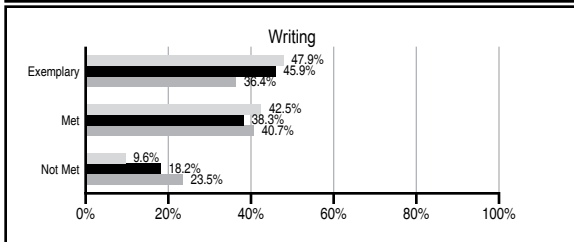
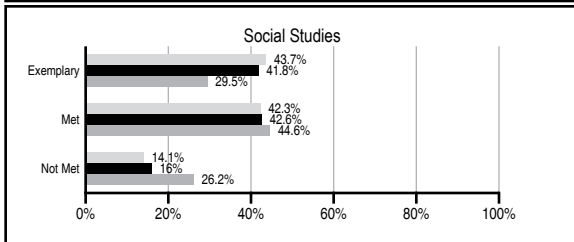
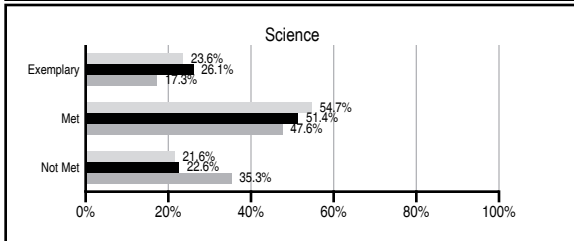
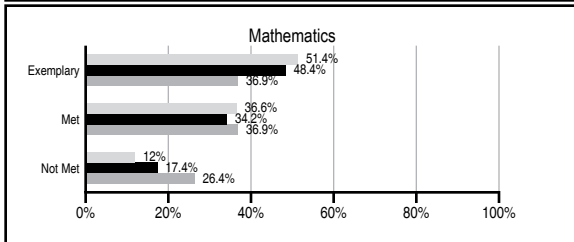
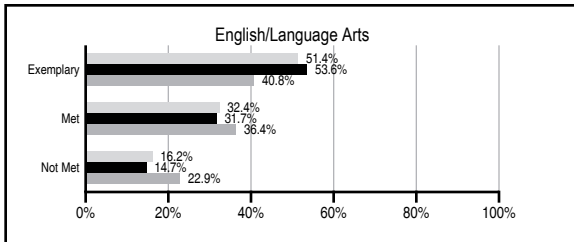
## ABSOLUTE RATINGS OF ELEMENTARY SCHOOLS WITH STUDENTS LIKE OURS\*

EXCELLENT	GOOD	AVERAGE	BELOW AVERAGE	AT-RISK
32	14	3	2	0

\* Ratings are calculated with data available by 11/09/2011. Schools with Students Like Ours are Elementary Schools with Poverty Indices of no more than 5% above or below the index for this school.


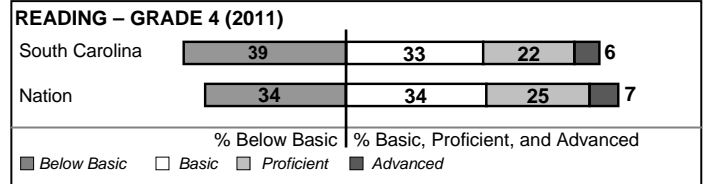
## PASS PERFORMANCE

Our School
  Elementary Schools with Students Like Ours
  Elementary schools statewide



## NAEP PERFORMANCE\*

\* Performance reported for SC and nation, data not available at school level. Percentages at NAEP Achievement Levels.



## SC PERFORMANCE VISION

*By 2020 all students will graduate with the knowledge and skills necessary to compete successfully in the global economy, participate in a democratic society and contribute positively as members of families and communities.*

### Abbreviations Key

N/A Not Applicable N/AV Not Available N/C Not Collected N/R Not Reported I/S Insufficient Sample TBD To be determined

NI Newly Identified CSI Continuing School Improvement CA Corrective Action RP Plan to Restructure R Restructure DELAY School Improvement Status HOLD School Improvement Status

# INDIA HOOK ELEMENTARY [York 3]

## SCHOOL PROFILE

	Our School	Change from Last Year	Elementary Schools with Students Like Ours	Median Elementary School
<b>Students (n=537)</b>				
Retention rate	0.7%	Down from 1.4%	0.8%	1.1%
Attendance rate	96.6%	Up from 96.4%	96.5%	96.2%
Served by gifted and talented program	22.6%	Up from 13.3%	22.2%	13.4%
With disabilities other than speech	1.8%	Down from 5.4%	4.1%	4.1%
Older than usual for grade	0.2%	No Change	0.2%	0.3%
Out-of-school suspensions or expulsions for violent and/or criminal offenses	0.0%	No Change	0.0%	0.0%
<b>Teachers (n=32)</b>				
Teachers with advanced degrees	68.8%	Down from 69.4%	63.6%	62.5%
Continuing contract teachers	96.9%	Up from 72.2%	89.6%	88.2%
Teachers returning from previous year	95.8%	N/A	87.9%	87.8%
Teacher attendance rate	96.3%	Down from 97.2%	95.4%	95.2%
Average teacher salary*	\$45,669	Down 1.8%	\$48,174	\$46,773
Classes not taught by highly qualified teachers	0.0%	No Change	0.0%	0.0%
Professional development days/teacher	9.4 days	Up from 7.4 days	9.5 days	10.5 days
<b>School</b>				
Principal's years at school	5.0	Up from 4.0	4.0	4.0
Student-teacher ratio in core subjects	20.3 to 1	Up from 19.0 to 1	20.9 to 1	19.9 to 1
Prime instructional time	91.3%	Down from 92.8%	91.3%	90.4%
Opportunities in the arts	Good	No Change	Good	Good
SACS accreditation	Yes	No Change	Yes	Yes
Parents attending conferences	100.0%	Up from 99.9%	100.0%	100.0%
Character development program	Average	Down from Good	Excellent	Excellent
Dollars spent per pupil**	\$6,447	Down 2.3%	\$7,112	\$7,447
Percent of expenditures for instruction**	74.0%	Up from 73.1%	68.7%	68.4%
Percent of expenditures for teacher salaries**	72.9%	Up from 71.1%	67.2%	65.8%
% of AYP objectives met	100.0%	No Change	95.2%	90.5%

\* Length of contract = 185+ days.

\*\* Prior year audited financial data available.

## EVALUATION RESULTS

	Teachers	Students*	Parents*
Number of surveys returned	25	71	64
Percent satisfied with learning environment	100.0%	89.9%	88.7%
Percent satisfied with social and physical environment	100.0%	87.0%	90.5%
Percent satisfied with school-home relations	100.0%	87.3%	93.7%

\*Only students at the highest elementary school grade level at this school and their parents were included.

## REPORT OF PRINCIPAL AND SCHOOL IMPROVEMENT COUNCIL

India Hook Elementary School opened in August of 2007. During our fourth year, we have continued to refine the quality of education we provide for our students as well as the enrichment opportunities outside of the core curriculum.

We offer a balanced literacy program and guided reading instruction that is designed around individual needs. A two hour block of time is designated in every classroom for a balanced literacy program. During this time, students receive "just right" instruction that is tailored to individual reading levels, writing levels, and word knowledge.

Our math program includes a workshop format. Students are given meaningful tasks to solve and are allowed time and support as they work through a task to find solutions. This year we have focused energy and time in making sure every child has support along the way in math if they are not mastering key concepts. Grade levels worked together to creatively group students for a 30 minute block of the day to fine tune the math concepts they were missing.

Special area teachers joined this effort and helped teachers create small groups that were more manageable. Teachers also worked together to improve science instruction and to better coordinate the use of our science kits. We have seen awesome results from this intentional examination of how we teach science.

Our club opportunities have grown this year to include American Sign Language and Recycling. We have continued to offer Girls on the Run and Art Club for all grade levels. We have also continued to offer a single gender option in fifth grade and have found this to be beneficial for students and parents.

We believe that a child must learn to live healthy in a world that does not always value health and physical fitness.

One of our primary goals continues to be that our fifth graders leave us with a mindset of staying healthy, active, involved, and productive. Our Fun Run committee worked diligently to include healthy eating, exercise, and nutritional education opportunities for every child throughout the month of March. We are extremely grateful for our Fun Run Committee which helped raise over \$26,000 for our school and orchestrated activities and educational opportunities for children and parents to become more healthy through exercise and nutrition.

India Hook was recognized again as a PALMETTO GOLD recipient. We are extremely proud of this honor because it is the highest honor possible in South Carolina for academic performance. It signifies the level of our commitment and our belief that every child can and will learn. Our staff accepts and supports every child where they are academically but challenges and supports them to stretch themselves and grow.

Our community partnerships and faith-based partnerships continue to stand in the gap for our students and families by providing clothing, food, and by meeting basic needs for medical and vision care. These partners provided financial assistance and many hours of volunteer time to cover needs of mentoring, monitoring events, and tutoring.

This year has brought unprecedented challenges with budget cuts at the state and local level for the third year in a row, and our students and staff continue to rise to the challenges placed before them. We remain committed to meeting every child's needs and to making all decisions based on what is best for children.

Submitted by Crystal Guyton, Principal, & Katarina Moyon, SIC Chairman

Comprehensive detail, including definitions of ratings, performance criteria, and explanations of status, is available on [www.ed.sc.gov](http://www.ed.sc.gov) and [www.eoc.sc.gov](http://www.eoc.sc.gov) as well as school and school district websites.

Printed versions are available from school districts upon request.

### Abbreviations Key

N/A Not Applicable N/AV Not Available N/C Not Collected N/R Not Reported I/S Insufficient Sample TBD To be determined

NI Newly Identified CSI Continuing School Improvement CA Corrective Action RP Plan to Restructure R Restructure DELAY School Improvement Status HOLD School Improvement Status