



SC Annual School Report Card Summary

YORK ROAD ELEMENTARY
York 3

Grades: K-5

Enrollment: 450

Principal: J. Patrick Robinson

Superintendent: Lynn P. Moody

Board Chair: Bob Norwood

PERFORMANCE

Comprehensive detail, including definitions of ratings, performance criteria, and explanations of status, is available on www.ed.sc.gov and www.eoc.sc.gov as well as school and school district websites. Printed versions are available from school districts upon request.

YEAR	ABSOLUTE RATING	GROWTH RATING	PALMETTO GOLD AND SILVER AWARD		AYP STATUS	NCLB IMPROVEMENT STATUS
			General Performance	Closing the Gap		
2011	Average	Average	TBD	TBD	Not Met	N/A
2010	Average	Average	N/A	N/A	Met	N/A
2009	Good	Average	N/A	N/A	Met	N/A

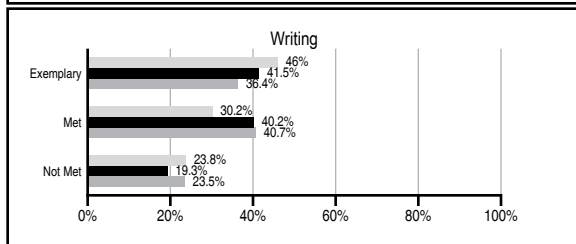
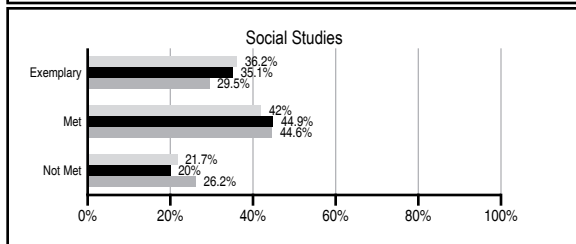
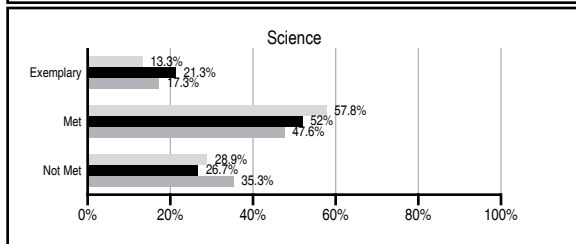
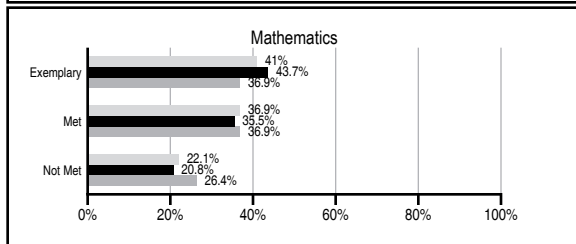
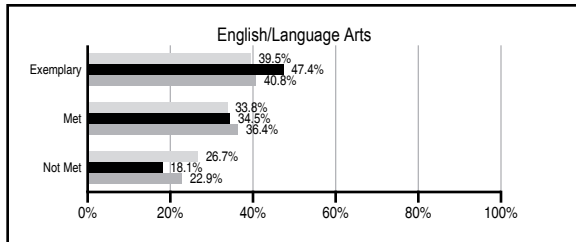
ABSOLUTE RATINGS OF ELEMENTARY SCHOOLS WITH STUDENTS LIKE OURS*

EXCELLENT	GOOD	AVERAGE	BELOW AVERAGE	AT-RISK
30	38	23	0	0

* Ratings are calculated with data available by 11/09/2011. Schools with Students Like Ours are Elementary Schools with Poverty Indices of no more than 5% above or below the index for this school.

PASS PERFORMANCE

Our School
 Elementary Schools with Students Like Ours
 Elementary schools statewide



NAEP PERFORMANCE*

* Performance reported for SC and nation, data not available at school level. Percentages at NAEP Achievement Levels.



SC PERFORMANCE VISION

By 2020 all students will graduate with the knowledge and skills necessary to compete successfully in the global economy, participate in a democratic society and contribute positively as members of families and communities.

Abbreviations Key

N/A Not Applicable N/AV Not Available N/C Not Collected N/R Not Reported I/S Insufficient Sample TBD To be determined

NI Newly Identified CSI Continuing School Improvement CA Corrective Action RP Plan to Restructure R Restructure DELAY School Improvement Status HOLD School Improvement Status

YORK ROAD ELEMENTARY [York 3]

SCHOOL PROFILE

	Our School	Change from Last Year	Elementary Schools with Students Like Ours	Median Elementary School
Students (n=450)				
Retention rate	0.2%	Up from 0.0%	1.0%	1.1%
Attendance rate	96.0%	Down from 96.2%	96.2%	96.2%
Served by gifted and talented program	12.9%	Up from 12.8%	18.0%	13.4%
With disabilities other than speech	9.2%	Down from 15.4%	4.1%	4.1%
Older than usual for grade	0.0%	Down from 0.5%	0.2%	0.3%
Out-of-school suspensions or expulsions for violent and/or criminal offenses	0.0%	No Change	0.0%	0.0%
Teachers (n=29)				
Teachers with advanced degrees	55.2%	Down from 56.7%	62.5%	62.5%
Continuing contract teachers	82.8%	Up from 80.0%	90.3%	88.2%
Teachers returning from previous year	84.6%	Down from 84.8%	89.3%	87.8%
Teacher attendance rate	96.6%	Down from 97.5%	95.3%	95.2%
Average teacher salary*	\$48,107	Down 4.8%	\$47,962	\$46,773
Classes not taught by highly qualified teachers	0.0%	No Change	0.0%	0.0%
Professional development days/teacher	9.2 days	Up from 6.1 days	11.7 days	10.5 days
School				
Principal's years at school	4.0	Up from 3.0	5.0	4.0
Student-teacher ratio in core subjects	15.8 to 1	Down from 22.0 to 1	20.8 to 1	19.9 to 1
Prime instructional time	90.5%	Down from 92.9%	90.2%	90.4%
Opportunities in the arts	Good	No Change	Good	Good
SACS accreditation	Yes	No Change	Yes	Yes
Parents attending conferences	100.0%	Up from 99.6%	100.0%	100.0%
Character development program	Good	Down from Excellent	Excellent	Excellent
Dollars spent per pupil**	\$6,788	Up 1.0%	\$7,042	\$7,447
Percent of expenditures for instruction**	73.8%	Down from 74.4%	68.8%	68.4%
Percent of expenditures for teacher salaries**	73.0%	Up from 72.7%	66.1%	65.8%
% of AYP objectives met	85.0%	Down from 100.0%	95.2%	90.5%

* Length of contract = 185+ days.

** Prior year audited financial data available.

REPORT OF PRINCIPAL AND SCHOOL IMPROVEMENT COUNCIL

At York Road Elementary School, we have placed a great emphasis on Literacy and Math instruction. Having completed curriculum maps over the past few years, complete implementation of our literacy Expectation guide is in place. In addition, this year we fully implement the District Math Expectation Guide, which includes an emphasis on the math workshop approach. These efforts have helped to strengthen our academic program.

The school continues to maintain a strong relationship with Northwestern High School by working with their Teacher Cadet program. Students from the Applied Technology Center's aspiring preschool teacher's program work with our students on a weekly basis. We also maintain a positive relationship with Winthrop University, housing numerous teacher interns.

In addition to the Literacy Expectation Guide, all York Road students are assessed at least two times per year using the Fountis and Pinnell diagnostic reading assessment. These scores help our teachers determine the reading levels of all students in order to direct instruction to the students' individual needs. York Road faculty and staff were given many professional development opportunities in RTI - Response to Intervention. RTI efforts are continuous as we strive to meet the needs of every child.

York Road established a Watch D.O.G. program this year - Dads of Great Students - which enlisted many fathers to volunteer at our school.

York Road maintains a very strong PTA which works tirelessly to raise funds for important school supplies and projects, as well as support the school in many other areas.

J. Patrick Robinson, Principal
Edward Leonard, SIC Chair

EVALUATION RESULTS

	Teachers	Students*	Parents*
Number of surveys returned	16	65	50
Percent satisfied with learning environment	93.8%	92.3%	81.3%
Percent satisfied with social and physical environment	100.0%	90.8%	84.0%
Percent satisfied with school-home relations	100.0%	96.9%	89.8%

*Only students at the highest elementary school grade level at this school and their parents were included.

Comprehensive detail, including definitions of ratings, performance criteria, and explanations of status, is available on www.ed.sc.gov and www.eoc.sc.gov as well as school and school district websites.

Printed versions are available from school districts upon request.

Abbreviations Key

N/A Not Applicable N/AV Not Available N/C Not Collected N/R Not Reported I/S Insufficient Sample TBD To be determined

NI Newly Identified CSI Continuing School Improvement CA Corrective Action RP Plan to Restructure R Restructure DELAY School Improvement Status HOLD School Improvement Status