



SC Annual School Report Card Summary

SYLVIA CIRCLE ELEMENTARY
York 3

Grades: PK-5

Enrollment: 382

Principal: S. Lindsay-Brown

Superintendent: Lynn P. Moody

Board Chair: Bob Norwood

PERFORMANCE

Comprehensive detail, including definitions of ratings, performance criteria, and explanations of status, is available on www.ed.sc.gov and www.eoc.sc.gov as well as school and school district websites. Printed versions are available from school districts upon request.

YEAR	ABSOLUTE RATING	GROWTH RATING	PALMETTO GOLD AND SILVER AWARD		AYP STATUS	NCLB IMPROVEMENT STATUS
			General Performance	Closing the Gap		
2011	Excellent	Good	TBD	TBD	Not Met	N/A
2010	Good	Average	N/A	N/A	Met	N/A
2009	Excellent	Good	Gold	N/A	Met	N/A

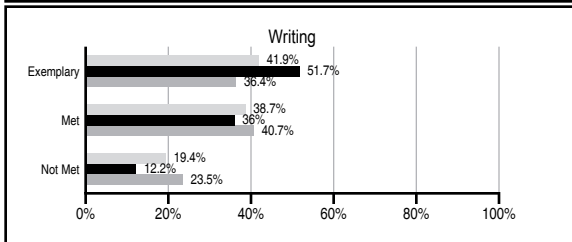
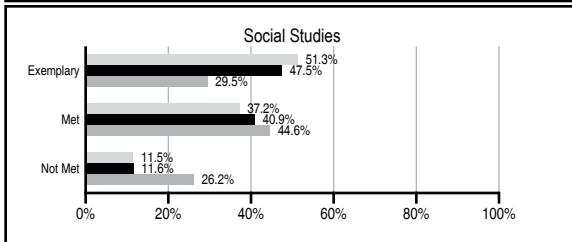
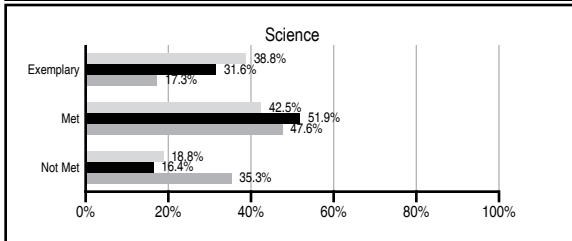
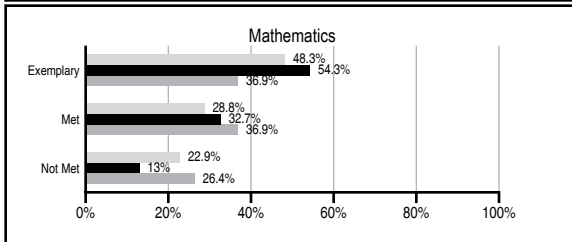
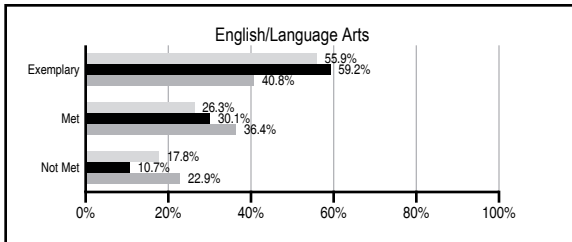
ABSOLUTE RATINGS OF ELEMENTARY SCHOOLS WITH STUDENTS LIKE OURS*

EXCELLENT	GOOD	AVERAGE	BELOW AVERAGE	AT-RISK
22	1	0	0	0

* Ratings are calculated with data available by 11/09/2011. Schools with Students Like Ours are Elementary Schools with Poverty Indices of no more than 5% above or below the index for this school.


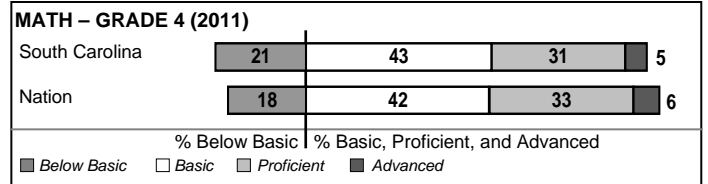
PASS PERFORMANCE

Our School
 Elementary Schools with Students Like Ours
 Elementary schools statewide



NAEP PERFORMANCE*

* Performance reported for SC and nation, data not available at school level. Percentages at NAEP Achievement Levels.



SC PERFORMANCE VISION

By 2020 all students will graduate with the knowledge and skills necessary to compete successfully in the global economy, participate in a democratic society and contribute positively as members of families and communities.

Abbreviations Key

N/A Not Applicable N/AV Not Available N/C Not Collected N/R Not Reported I/S Insufficient Sample TBD To be determined

NI Newly Identified CSI Continuing School Improvement CA Corrective Action RP Plan to Restructure R Restructure DELAY School Improvement Status HOLD School Improvement Status

SYLVIA CIRCLE ELEMENTARY [York 3]

SCHOOL PROFILE

	Our School	Change from Last Year	Elementary Schools with Students Like Ours	Median Elementary School
Students (n=382)				
Retention rate	1.5%	Down from 2.2%	0.7%	1.1%
Attendance rate	96.9%	Up from 96.8%	96.5%	96.2%
Served by gifted and talented program	31.7%	Up from 27.1%	25.8%	13.4%
With disabilities other than speech	0.8%	Down from 4.1%	2.7%	4.1%
Older than usual for grade	0.3%	Down from 0.4%	0.2%	0.3%
Out-of-school suspensions or expulsions for violent and/or criminal offenses	0.0%	No Change	0.0%	0.0%
Teachers (n=23)				
Teachers with advanced degrees	69.6%	Up from 68.2%	67.5%	62.5%
Continuing contract teachers	91.3%	Up from 90.9%	90.5%	88.2%
Teachers returning from previous year	95.0%	Up from 92.5%	90.3%	87.8%
Teacher attendance rate	97.7%	Down from 98.0%	95.6%	95.2%
Average teacher salary*	\$45,585	Down 0.7%	\$47,655	\$46,773
Classes not taught by highly qualified teachers	0.0%	No Change	0.0%	0.0%
Professional development days/teacher	6.0 days	Down from 6.8 days	8.3 days	10.5 days
School				
Principal's years at school	5.0	Up from 4.0	4.0	4.0
Student-teacher ratio in core subjects	23.3 to 1	Up from 19.7 to 1	21.4 to 1	19.9 to 1
Prime instructional time	93.9%	Down from 94.5%	91.8%	90.4%
Opportunities in the arts	Good	No Change	Good	Good
SACS accreditation	Yes	No Change	Yes	Yes
Parents attending conferences	100.0%	No Change	100.0%	100.0%
Character development program	Good	Down from Excellent	Excellent	Excellent
Dollars spent per pupil**	\$6,491	Down 12.5%	\$6,801	\$7,447
Percent of expenditures for instruction**	68.6%	Up from 66.6%	68.8%	68.4%
Percent of expenditures for teacher salaries**	67.5%	Up from 65.0%	67.8%	65.8%
% of AYP objectives met	88.2%	Down from 100.0%	100.0%	90.5%

* Length of contract = 185+ days.

** Prior year audited financial data available.

EVALUATION RESULTS

	Teachers	Students*	Parents*
Number of surveys returned	28	32	33
Percent satisfied with learning environment	100.0%	100.0%	80.6%
Percent satisfied with social and physical environment	100.0%	90.6%	84.8%
Percent satisfied with school-home relations	100.0%	96.9%	87.9%

*Only students at the highest elementary school grade level at this school and their parents were included.

REPORT OF PRINCIPAL AND SCHOOL IMPROVEMENT COUNCIL

With the close of the 2010-2011 school year, The Children's School (TCS) completed its ninth year to fully implement the Montessori philosophy and curriculum through every grade level, K-3 through fifth grade. We are very proud that our school applied and received a site visit from the Palmetto's Finest Committee.

Areas of academic focus in our school improvement plan were to strengthen hands-on science, problem-solving skills, use of technology and arts integration across all subject areas and continue to focus on grant writing. For the second year in a row over \$10,000.00 in grants were written by our teachers. With the loss of Spanish language offerings here, TCS offered twice a week a PM Spanish Club which proved to be very successful. We also offered twice weekly a PM Computer Club for targeted students to assist in ELA and Math weaknesses. This proved to be very successful and positive results occurred with assessment data from targeted groups.

Our teachers increased their skills in these areas through a variety of summer courses and staff development activities throughout the school year. Our staff development included Pyramid Response to Intervention and Leadership for Differentiated Schools and Classrooms. The results reflected increased use of science and the technology lab, integration of creative writing across the curriculum, and strengthening of students' research skills. Over, 50 % of the staff members enrolled and completed requirements to be Gifted and Talented endorsed.

The school climate reflects positive emotional and behavioral growth among students. We will continue to embed lessons of character education in classroom instruction in core curriculum subject areas and in extracurricular settings. This area appears to be a strength here at TCS. The Montessori philosophy allows our students very few disruptions in character; therefore very few discipline referrals. We continue to have very few discipline referrals due to student misbehaviors. Our School Improvement Council was recognized for their contributions to South Carolina's public education system at the State Department of Education's state volunteer awards recognition luncheon. For the third year in a row our SIC has been recognized by the state of South Carolina for their efforts.

The PTO remains strong and focused. For the third year in a row the PTO raised over \$21,000. All proceeds raised came back to the school in instructional supplies, materials, and technology software to support the students and teachers. The PTO also remains solid in their support of giving volunteer time that provides numerous services to teachers in the classroom and to the office staff as well.

Dr. Sandra Lindsay-Brown, Principal
Ursula Patterson, School Improvement Council - Chair
Jim Morton, PTO - President

Comprehensive detail, including definitions of ratings, performance criteria, and explanations of status, is available on www.ed.sc.gov and www.eoc.sc.gov as well as school and school district websites.

Printed versions are available from school districts upon request.

Abbreviations Key

N/A Not Applicable N/AV Not Available N/C Not Collected N/R Not Reported I/S Insufficient Sample TBD To be determined

NI Newly Identified CSI Continuing School Improvement CA Corrective Action RP Plan to Restructure R Restructure DELAY School Improvement Status HOLD School Improvement Status