



SC Annual School Report Card Summary

OAKDALE ELEMENTARY
York 3

Grades: K-5

Enrollment: 396

Principal: Neil McVann

Superintendent: Lynn P. Moody

Board Chair: Bob Norwood

PERFORMANCE

Comprehensive detail, including definitions of ratings, performance criteria, and explanations of status, is available on www.ed.sc.gov and www.eoc.sc.gov as well as school and school district websites. Printed versions are available from school districts upon request.

YEAR	ABSOLUTE RATING	GROWTH RATING	PALMETTO GOLD AND SILVER AWARD		AYP STATUS	NCLB IMPROVEMENT STATUS
			General Performance	Closing the Gap		
2011	Average	Below Average	TBD	TBD	Not Met	N/A
2010	Average	Average	N/A	N/A	Met	N/A
2009	Average	Average	N/A	N/A	Met	N/A

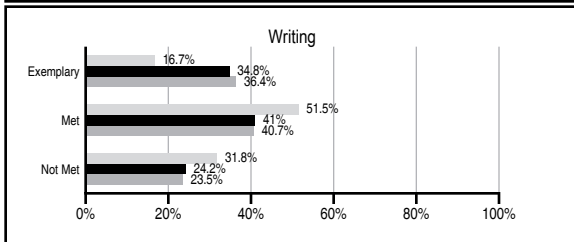
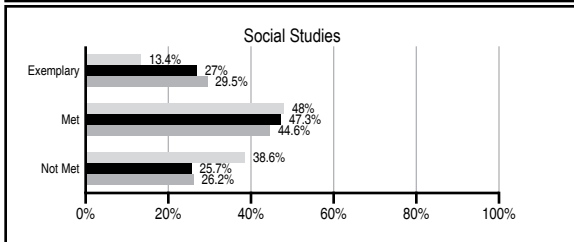
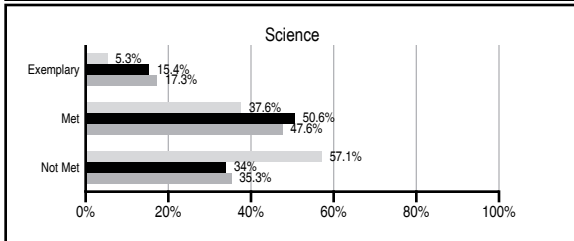
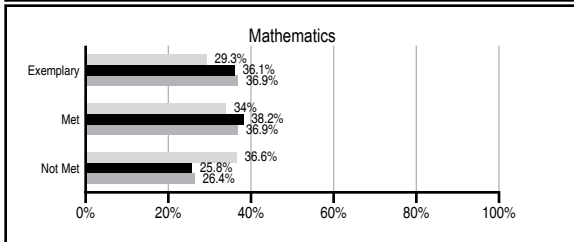
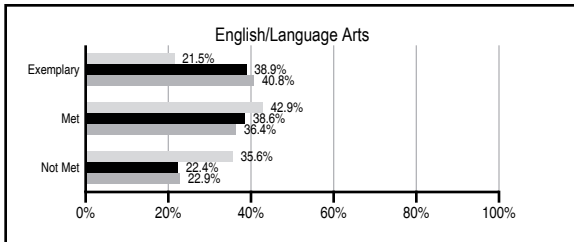
ABSOLUTE RATINGS OF ELEMENTARY SCHOOLS WITH STUDENTS LIKE OURS*

EXCELLENT	GOOD	AVERAGE	BELOW AVERAGE	AT-RISK
13	33	78	5	0

* Ratings are calculated with data available by 11/09/2011. Schools with Students Like Ours are Elementary Schools with Poverty Indices of no more than 5% above or below the index for this school.



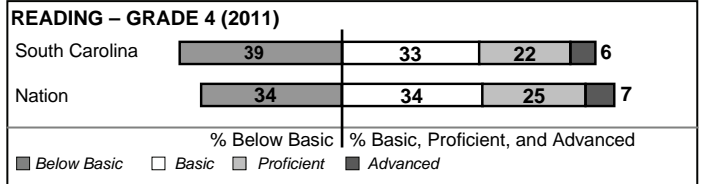
PASS PERFORMANCE

Our School
 Elementary Schools with Students Like Ours
 Elementary schools statewide



NAEP PERFORMANCE*

* Performance reported for SC and nation, data not available at school level. Percentages at NAEP Achievement Levels.



SC PERFORMANCE VISION

By 2020 all students will graduate with the knowledge and skills necessary to compete successfully in the global economy, participate in a democratic society and contribute positively as members of families and communities.

Abbreviations Key

N/A Not Applicable N/AV Not Available N/C Not Collected N/R Not Reported I/S Insufficient Sample TBD To be determined

NI Newly Identified CSI Continuing School Improvement CA Corrective Action RP Plan to Restructure R Restructure DELAY School Improvement Status HOLD School Improvement Status

OAKDALE ELEMENTARY [York 3]

SCHOOL PROFILE

	Our School	Change from Last Year	Elementary Schools with Students Like Ours	Median Elementary School
Students (n=396)				
Retention rate	1.0%	Down from 2.5%	1.0%	1.1%
Attendance rate	96.3%	Down from 96.7%	96.0%	96.2%
Served by gifted and talented program	5.8%	Down from 6.8%	12.8%	13.4%
With disabilities other than speech	5.9%	Down from 7.6%	4.7%	4.1%
Older than usual for grade	0.3%	Up from 0.2%	0.3%	0.3%
Out-of-school suspensions or expulsions for violent and/or criminal offenses	0.0%	No Change	0.0%	0.0%
Teachers (n=27)				
Teachers with advanced degrees	70.4%	Up from 63.6%	60.5%	62.5%
Continuing contract teachers	96.3%	Up from 84.8%	90.5%	88.2%
Teachers returning from previous year	85.8%	Down from 89.0%	87.9%	87.8%
Teacher attendance rate	95.6%	Down from 96.7%	95.0%	95.2%
Average teacher salary*	\$51,978	Down 1.1%	\$46,628	\$46,773
Classes not taught by highly qualified teachers	0.0%	No Change	0.0%	0.0%
Professional development days/teacher	7.3 days	Down from 8.1 days	10.8 days	10.5 days
School				
Principal's years at school	9.0	Up from 8.0	4.0	4.0
Student-teacher ratio in core subjects	18.3 to 1	Down from 19.4 to 1	19.7 to 1	19.9 to 1
Prime instructional time	90.4%	Down from 92.5%	90.2%	90.4%
Opportunities in the arts	Good	No Change	Good	Good
SACS accreditation	Yes	No Change	Yes	Yes
Parents attending conferences	100.0%	No Change	100.0%	100.0%
Character development program	Excellent	Up from Good	Excellent	Excellent
Dollars spent per pupil**	\$7,644	Up 19.0%	\$7,351	\$7,447
Percent of expenditures for instruction**	76.5%	Up from 76.1%	67.9%	68.4%
Percent of expenditures for teacher salaries**	72.3%	Down from 74.4%	65.3%	65.8%
% of AYP objectives met	82.4%	Down from 100.0%	92.3%	90.5%

* Length of contract = 185+ days.

** Prior year audited financial data available.

EVALUATION RESULTS

	Teachers	Students*	Parents*
Number of surveys returned	20	64	52
Percent satisfied with learning environment	95.0%	79.0%	90.0%
Percent satisfied with social and physical environment	100.0%	78.1%	86.5%
Percent satisfied with school-home relations	90.0%	85.7%	90.4%

*Only students at the highest elementary school grade level at this school and their parents were included.

REPORT OF PRINCIPAL AND SCHOOL IMPROVEMENT COUNCIL

The 2010-11 school year saw our 2nd year with the Odyssey Learning program. After two years with the program, we are still learning its potential and continue to be impressed with its ability to differentiate for individual students using their MAP Scores (NWEA) for students in grades two - five. Classroom teachers, kindergarten through 5th grade, also assigned learning paths "back packs" to their students individually or as a group to enhance instruction in the classroom. The program is web based making it available for all Oakdale students with internet access at home and off school campus. We have created a Virtual Summer School program and began piloting this innovative instructional strategy this summer for interested students. Throughout the school year pre/post math assessments in the area of Numbers and Operations were created by our Math Coach and classroom teachers using the Odyssey program as a formative assessment tool. The pre/post assessments were administered every three weeks via the computer, the results were analyzed, and then followed by collaborative discussions with the Math Coach and grade level teachers. As a result of these assessments, students in grades one through five participated in targeted math intervention groups on a daily basis for forty-five minutes.

Oakdale School has successfully completed its third year with the Effective School-wide Discipline Plan. The ESD plan is designed to promote success in all students by rewarding positive behaviors and is intended to build a bridge between the school and community. By sharing the principals of our discipline plan with parents and the community, it is our hope to plant seeds for success in the homes of our students. The Oakdale Braggin' Dragon rules are: Be Responsible, Be Respectful, Be Safe, and Be a Problem-Solver. In an effort to promote our ESD plan and provide parents with helpful information, we held six parent workshops throughout the year. The workshops were conducted by the district Title I Parent Educators with the assistance of the Oakdale staff. In addition, town hall meetings were held on the last Thursday of each month to reinforce the 4 Bs and address "hot spots" per our school data. Guest speakers (sports figures, coaches, community leaders, etc.) were invited to our town hall meetings to help promote success in a variety of venues for the students of Oakdale.

With strong support of parents, community, and a dedicated staff, Oakdale School continues to serve students in a nurturing, caring environment, ensuring success to each individual child.

Mr. Neil McVann, Principal
Mr. Andy Bell, SIC Chairperson

Comprehensive detail, including definitions of ratings, performance criteria, and explanations of status, is available on www.ed.sc.gov and www.eoc.sc.gov as well as school and school district websites.

Printed versions are available from school districts upon request.

Abbreviations Key

N/A Not Applicable N/AV Not Available N/C Not Collected N/R Not Reported I/S Insufficient Sample TBD To be determined

NI Newly Identified CSI Continuing School Improvement CA Corrective Action RP Plan to Restructure R Restructure DELAY School Improvement Status HOLD School Improvement Status