



SC Annual School Report Card Summary

SALUDA ELEMENTARY

Saluda

Grades: 3-5

Enrollment: 316

Principal: Marcie Enlow

Superintendent: Dr. David M. Mathis

Board Chair: Dr. Kathy Coleman

PERFORMANCE

Comprehensive detail, including definitions of ratings, performance criteria, and explanations of status, is available on www.ed.sc.gov and www.eoc.sc.gov as well as school and school district websites. Printed versions are available from school districts upon request.

YEAR	ABSOLUTE RATING	GROWTH RATING	PALMETTO GOLD AND SILVER AWARD		AYP STATUS	NCLB IMPROVEMENT STATUS
			General Performance	Closing the Gap		
2011	Average	Good	TBD	TBD	Not Met	N/A
2010	Average	Excellent	Gold	Silver	Met	N/A
2009	Average	Average	N/A	N/A	Met	CSI-DELAY

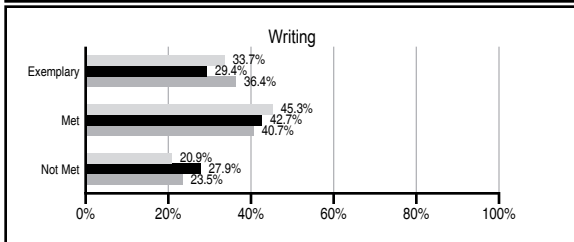
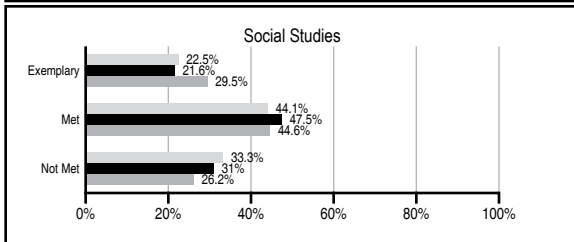
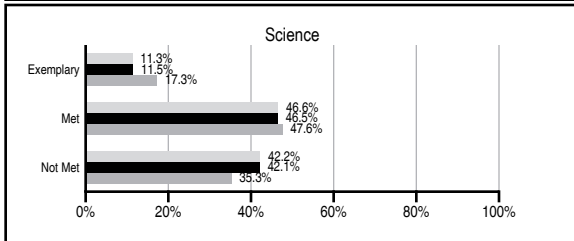
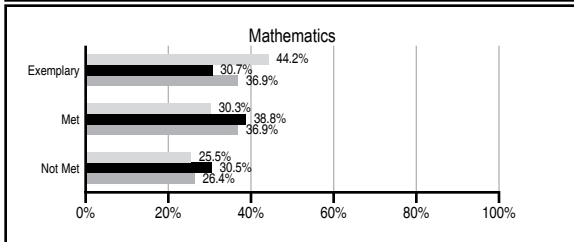
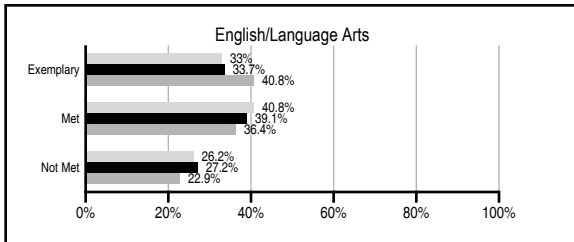
ABSOLUTE RATINGS OF ELEMENTARY SCHOOLS WITH STUDENTS LIKE OURS*

EXCELLENT	GOOD	AVERAGE	BELOW AVERAGE	AT-RISK
6	12	98	14	0

* Ratings are calculated with data available by 11/09/2011. Schools with Students Like Ours are Elementary Schools with Poverty Indices of no more than 5% above or below the index for this school.


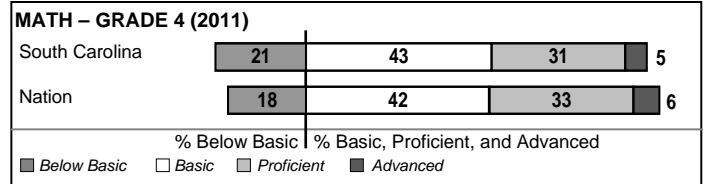
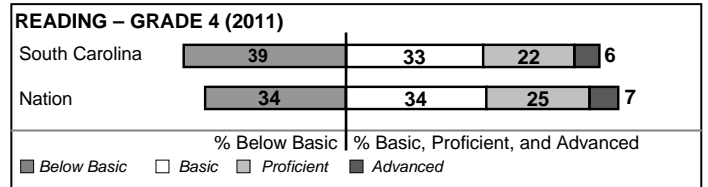
PASS PERFORMANCE

Our School
 Elementary Schools with Students Like Ours
 Elementary schools statewide



NAEP PERFORMANCE*

* Performance reported for SC and nation, data not available at school level. Percentages at NAEP Achievement Levels.



SC PERFORMANCE VISION

By 2020 all students will graduate with the knowledge and skills necessary to compete successfully in the global economy, participate in a democratic society and contribute positively as members of families and communities.

Abbreviations Key

N/A Not Applicable N/AV Not Available N/C Not Collected N/R Not Reported I/S Insufficient Sample TBD To be determined

NI Newly Identified CSI Continuing School Improvement CA Corrective Action RP Plan to Restructure R Restructure DELAY School Improvement Status HOLD School Improvement Status

SALUDA ELEMENTARY [Saluda]

SCHOOL PROFILE

	Our School	Change from Last Year	Elementary Schools with Students Like Ours	Median Elementary School
Students (n=316)				
Retention rate	0.3%	Down from 2.8%	1.5%	1.1%
Attendance rate	95.9%	Down from 96.1%	95.9%	96.2%
Served by gifted and talented program	5.5%	Up from 4.4%	9.3%	13.4%
With disabilities other than speech	5.9%	Down from 6.1%	4.6%	4.1%
Older than usual for grade	0.6%	Down from 0.7%	0.4%	0.3%
Out-of-school suspensions or expulsions for violent and/or criminal offenses	0.0%	No Change	0.0%	0.0%
Teachers (n=21)				
Teachers with advanced degrees	47.6%	No Change	60.0%	62.5%
Continuing contract teachers	90.5%	Up from 85.7%	88.1%	88.2%
Teachers returning from previous year	86.9%	Up from 82.5%	87.1%	87.8%
Teacher attendance rate	94.9%	Up from 93.6%	95.0%	95.2%
Average teacher salary*	\$45,698	Down 1.4%	\$46,115	\$46,773
Classes not taught by highly qualified teachers	0.0%	No Change	0.0%	0.0%
Professional development days/teacher	7.1 days	Down from 15.2 days	11.0 days	10.5 days
School				
Principal's years at school	2.0	Up from 1.0	4.0	4.0
Student-teacher ratio in core subjects	15.9 to 1	Down from 17.8 to 1	19.5 to 1	19.9 to 1
Prime instructional time	89.0%	Up from 87.4%	89.7%	90.4%
Opportunities in the arts	Good	No Change	Good	Good
SACS accreditation	No	No Change	Yes	Yes
Parents attending conferences	100.0%	Up from 98.4%	100.0%	100.0%
Character development program	Good	Up from Average	Excellent	Excellent
Dollars spent per pupil**	\$8,832	Up 6.4%	\$7,483	\$7,447
Percent of expenditures for instruction**	61.6%	Down from 62.7%	67.6%	68.4%
Percent of expenditures for teacher salaries**	60.3%	Down from 60.8%	64.8%	65.8%
% of AYP objectives met	88.0%	Down from 100.0%	87.1%	90.5%

* Length of contract = 185+ days.

** Prior year audited financial data available.

EVALUATION RESULTS

	Teachers	Students*	Parents*
Number of surveys returned	21	84	56
Percent satisfied with learning environment	95.2%	79.5%	80.8%
Percent satisfied with social and physical environment	85.0%	85.4%	83.0%
Percent satisfied with school-home relations	71.4%	82.1%	79.2%

*Only students at the highest elementary school grade level at this school and their parents were included.

REPORT OF PRINCIPAL AND SCHOOL IMPROVEMENT COUNCIL

Saluda Elementary School is proud of the accomplishments of our students, faculty, and staff during the 2010-2011 school year. SES was recognized for making Annual Yearly Progress (AYP) meeting 25 of 25 objectives, and received the Palmetto Gold and Silver Award.

Technology continues to provide added opportunities for teachers to experience learning through different media. All academic classrooms and special education classrooms have Smartboards providing interactive instructional activities for our students. Teachers have received training through staff development enabling them to become proficient in using this technology. In addition, students will benefit in math, reading, science and social studies through Study Island.

Our school is fortunate to have an active PTA and School Improvement Council. The PTA provides funds for our outside classroom garden and student agenda books which are essential in daily contacts with the parents of our students. This year the students and teachers raised over \$10,299.83 for Relay for Life. In addition, our school raised money for Ronald McDonald, and participated in a canned food drive. Parent/community activities included Veteran's Program, Donuts for Dads, Grits for Grands, Muffins for Moms, Family Christmas Tree Trimming, Family Movie Night, Real Men Read, Twas The Night Before Christmas, We Are The Dream, and Willie Wonka. SES fifth grade mathbating team won the State Mathfest Competition.

The district received Safe Schools & Healthy Student Grant that provided an After-school Homework Center. The Grant also furnished cameras at SES.

Our student-centered school, data driven curriculum, excellent staff, motivated students, and our active parent/community involvement have made this a very successful school year. As we strive to meet the challenges and opportunities ahead, we ask for the continued support of our parents and community in helping us provide the best possible education for each and every student.

Marcie Enlow, Principal
Shelia Myers, SIC Chairperson

Comprehensive detail, including definitions of ratings, performance criteria, and explanations of status, is available on www.ed.sc.gov and www.eoc.sc.gov as well as school and school district websites.

Printed versions are available from school districts upon request.

Abbreviations Key

N/A Not Applicable N/AV Not Available N/C Not Collected N/R Not Reported I/S Insufficient Sample TBD To be determined

NI Newly Identified CSI Continuing School Improvement CA Corrective Action RP Plan to Restructure R Restructure DELAY School Improvement Status HOLD School Improvement Status