



SC Annual School Report Card Summary

SIX MILE ELEMENTARY
Pickens

Grades: PK-5

Enrollment: 489

Principal: R. Clifton Alexander

Superintendent: Henry H. Hunt, Ph.D.

Board Chair: Alex Saitta

PERFORMANCE

Comprehensive detail, including definitions of ratings, performance criteria, and explanations of status, is available on www.ed.sc.gov and www.eoc.sc.gov as well as school and school district websites. Printed versions are available from school districts upon request.

YEAR	ABSOLUTE RATING	GROWTH RATING	PALMETTO GOLD AND SILVER AWARD		AYP STATUS	NCLB IMPROVEMENT STATUS
			General Performance	Closing the Gap		
2011	Excellent	Excellent	TBD	TBD	Met	N/A
2010	Excellent	Excellent	Gold	Silver	Met	N/A
2009	Good	Good	Silver	N/A	Met	N/A

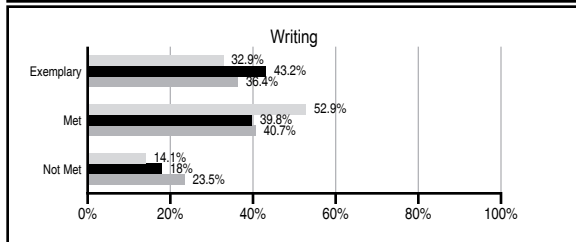
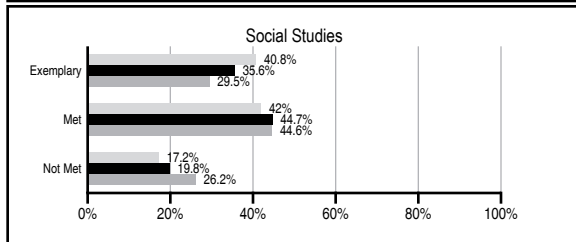
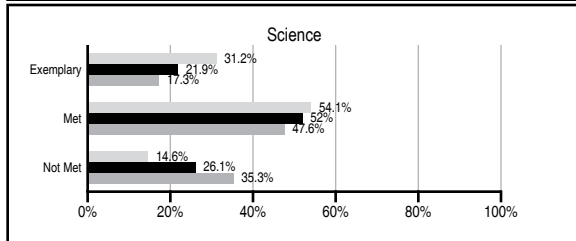
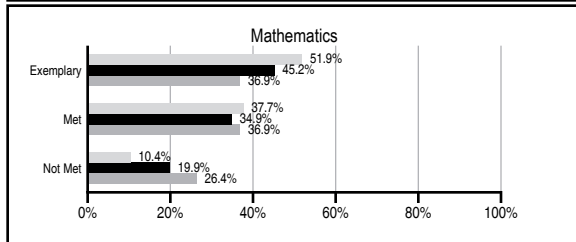
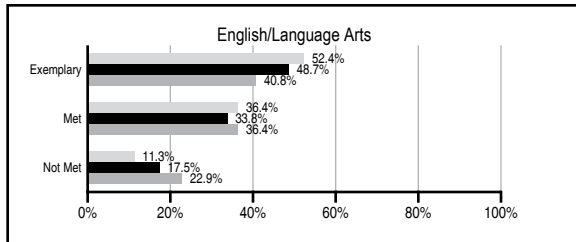
ABSOLUTE RATINGS OF ELEMENTARY SCHOOLS WITH STUDENTS LIKE OURS*

EXCELLENT	GOOD	AVERAGE	BELOW AVERAGE	AT-RISK
32	40	18	0	0

* Ratings are calculated with data available by 11/09/2011. Schools with Students Like Ours are Elementary Schools with Poverty Indices of no more than 5% above or below the index for this school.

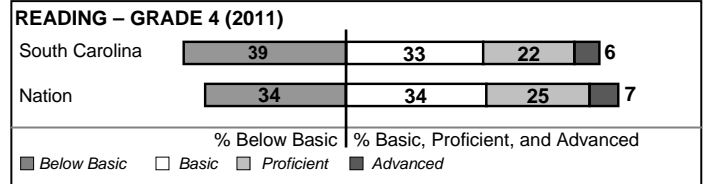
PASS PERFORMANCE

Our School
 Elementary Schools with Students Like Ours
 Elementary schools statewide



NAEP PERFORMANCE*

* Performance reported for SC and nation, data not available at school level. Percentages at NAEP Achievement Levels.



SC PERFORMANCE VISION

By 2020 all students will graduate with the knowledge and skills necessary to compete successfully in the global economy, participate in a democratic society and contribute positively as members of families and communities.

Abbreviations Key

N/A Not Applicable N/AV Not Available N/C Not Collected N/R Not Reported I/S Insufficient Sample TBD To be determined

NI Newly Identified CSI Continuing School Improvement CA Corrective Action RP Plan to Restructure R Restructure DELAY School Improvement Status HOLD School Improvement Status

SIX MILE ELEMENTARY [Pickens]

SCHOOL PROFILE

	Our School	Change from Last Year	Elementary Schools with Students Like Ours	Median Elementary School
Students (n=489)				
Retention rate	2.4%	Down from 3.6%	0.9%	1.1%
Attendance rate	96.5%	Up from 96.3%	96.2%	96.2%
Served by gifted and talented program	28.0%	Up from 23.2%	19.1%	13.4%
With disabilities other than speech	7.0%	Up from 5.8%	3.9%	4.1%
Older than usual for grade	0.0%	No Change	0.2%	0.3%
Out-of-school suspensions or expulsions for violent and/or criminal offenses	0.0%	No Change	0.0%	0.0%
Teachers (n=31)				
Teachers with advanced degrees	71.0%	Up from 67.7%	65.0%	62.5%
Continuing contract teachers	93.5%	Down from 96.8%	91.2%	88.2%
Teachers returning from previous year	90.0%	Up from 87.6%	89.6%	87.8%
Teacher attendance rate	96.8%	Up from 94.7%	95.4%	95.2%
Average teacher salary*	\$49,773	Down 0.2%	\$48,063	\$46,773
Classes not taught by highly qualified teachers	0.0%	No Change	0.0%	0.0%
Professional development days/teacher	6.6 days	Up from 6.3 days	11.0 days	10.5 days
School				
Principal's years at school	6.0	Up from 5.0	5.0	4.0
Student-teacher ratio in core subjects	21.3 to 1	Up from 19.5 to 1	20.8 to 1	19.9 to 1
Prime instructional time	92.2%	Up from 90.5%	90.4%	90.4%
Opportunities in the arts	Good	No Change	Good	Good
SACS accreditation	Yes	No Change	Yes	Yes
Parents attending conferences	100.0%	No Change	100.0%	100.0%
Character development program	Average	Down from Good	Excellent	Excellent
Dollars spent per pupil**	\$7,399	Up 5.4%	\$7,042	\$7,447
Percent of expenditures for instruction**	62.7%	Up from 60.4%	68.8%	68.4%
Percent of expenditures for teacher salaries**	60.8%	Up from 57.1%	66.3%	65.8%
% of AYP objectives met	100.0%	No Change	95.2%	90.5%

* Length of contract = 185+ days.

** Prior year audited financial data available.

EVALUATION RESULTS

	Teachers	Students*	Parents*
Number of surveys returned	27	67	42
Percent satisfied with learning environment	96.3%	87.9%	90.2%
Percent satisfied with social and physical environment	100.0%	93.8%	87.8%
Percent satisfied with school-home relations	96.3%	89.4%	83.3%

*Only students at the highest elementary school grade level at this school and their parents were included.

REPORT OF PRINCIPAL AND SCHOOL IMPROVEMENT COUNCIL

Six Mile Elementary School with the cooperative effort of students, teachers, and parents continued its mission to provide a quality education that encourages achievement for all students in a safe and caring environment. A recipient of the Palmetto Gold Award for Student Academic Performance and Silver Award for Excellent Results in Closing the Achievement Gap, Six Mile Elementary progressed to the upper echelon in public education. 2011 report card ratings of "Excellent" in the Overall and Improvement categories along with being recognized as an Upstate Safe Kids School for the 4th straight year is evidence of its continued commitment to academics and student safety. Our staff participated in weekly cluster meetings as part of a rigorous professional development model designed by TAP The System for Teacher and Student Advancement. These weekly sessions were tailored around specific student needs based on current PASS and MAP data. Daily common planning time, school-wide monthly meetings, workshops and conferences also kept teachers abreast of the latest research and best practices in various subject areas. All teachers at Six Mile Elementary are Highly Qualified and nine teachers are National Board Certified. Six Mile continued initiatives promoting literacy and mathematics, such as; a balanced literacy model with nightly reading in level books, Marcy Cook math and AIMS math/science strategies, "Journal Boards" in math and language arts and writing across the curriculum. "Flexible groups" addressed specific areas of weakness. Single-gender instruction was expanded to include grades 2, 3, and 4 as another way to differentiate instruction. In addition, innovative programs already in place at Six Mile Elementary include: wireless internet and Promethean Boards in each classroom; academic achievement recognition and awards; the state's only Guys Read Club, grade-level and school-wide service learning projects; character education program; SIC and PTO; family academic nights and an author visit; comprehensive art, music, and physical education programs; and a challenging and interactive curriculum. Volunteers continued to play a vital role at Six Mile Elementary, evident in the fact that our school continued to rank as one of the top schools in our district in volunteer hours. Our large number of trained parents and community members allowed us to continue a tutorial reading program led solely by volunteers and implement a National Watch D.O.G.S. program designed to encourage more participation by dads in our school. The SIC, PTO and community members continued to support our school in a variety of ways during a most difficult year economically. These efforts have shown that the collaboration of all stakeholders is vital in our vision to build success beyond the classroom while promoting the development of the "whole child" and meeting challenging, new academic standards.

Clif Alexander, Principal Susan Orr, SIC Chairperson

Comprehensive detail, including definitions of ratings, performance criteria, and explanations of status, is available on www.ed.sc.gov and www.eoc.sc.gov as well as school and school district websites.

Printed versions are available from school districts upon request.

Abbreviations Key

N/A Not Applicable N/AV Not Available N/C Not Collected N/R Not Reported I/S Insufficient Sample TBD To be determined

NI Newly Identified CSI Continuing School Improvement CA Corrective Action RP Plan to Restructure R Restructure DELAY School Improvement Status HOLD School Improvement Status