

SC Annual School Report Card Summary

PICKENS ELEMENTARY
Pickens

Grades: PK-5

Enrollment: 459

Principal: Del H. Freitag, EdD

Superintendent: Henry H. Hunt, Ph.D.

Board Chair: Alex Saitta

PERFORMANCE

Comprehensive detail, including definitions of ratings, performance criteria, and explanations of status, is available on www.ed.sc.gov and www.eoc.sc.gov as well as school and school district websites. Printed versions are available from school districts upon request.

YEAR	ABSOLUTE RATING	GROWTH RATING	PALMETTO GOLD AND SILVER AWARD		AYP STATUS	NCLB IMPROVEMENT STATUS
			General Performance	Closing the Gap		
2011	Good	Good	TBD	TBD	Met	N/A
2010	Average	Average	N/A	N/A	Met	N/A
2009	Average	Average	N/A	N/A	Met	N/A

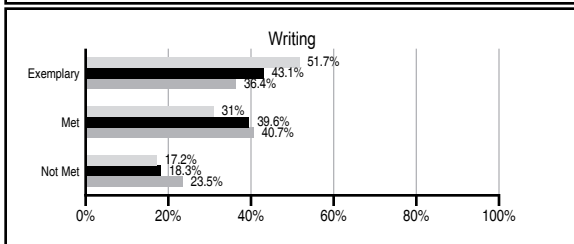
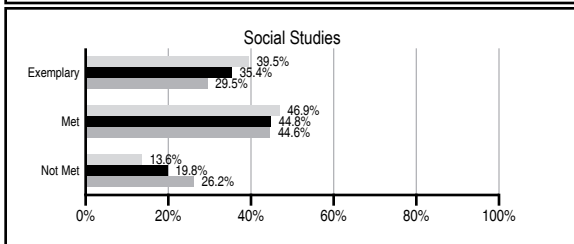
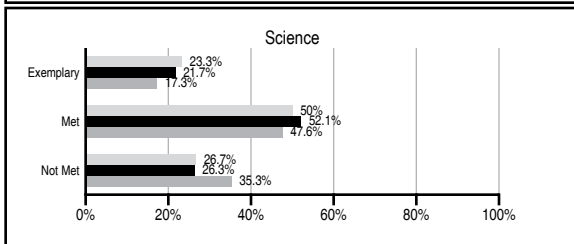
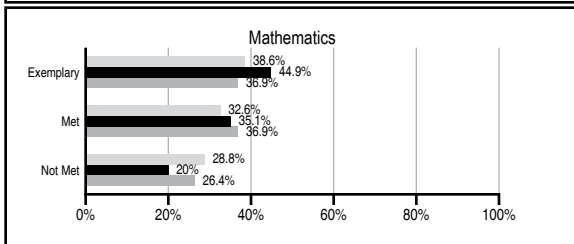
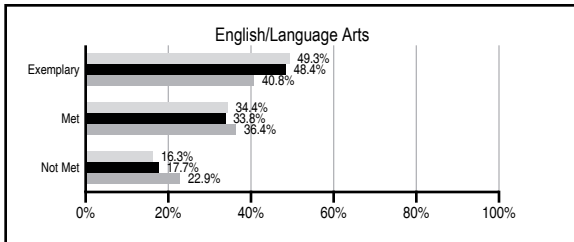
ABSOLUTE RATINGS OF ELEMENTARY SCHOOLS WITH STUDENTS LIKE OURS*

EXCELLENT	GOOD	AVERAGE	BELOW AVERAGE	AT-RISK
31	38	19	0	0

* Ratings are calculated with data available by 11/09/2011. Schools with Students Like Ours are Elementary Schools with Poverty Indices of no more than 5% above or below the index for this school.

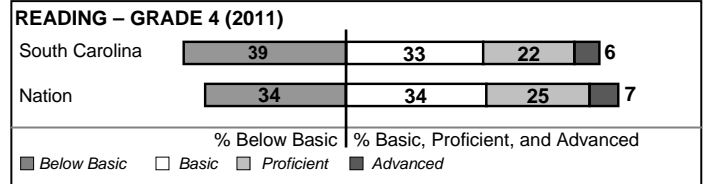
PASS PERFORMANCE

Our School
 Elementary Schools with Students Like Ours
 Elementary schools statewide



NAEP PERFORMANCE*

* Performance reported for SC and nation, data not available at school level. Percentages at NAEP Achievement Levels.



SC PERFORMANCE VISION

By 2020 all students will graduate with the knowledge and skills necessary to compete successfully in the global economy, participate in a democratic society and contribute positively as members of families and communities.

Abbreviations Key

N/A Not Applicable N/AV Not Available N/C Not Collected N/R Not Reported I/S Insufficient Sample TBD To be determined

NI Newly Identified CSI Continuing School Improvement CA Corrective Action RP Plan to Restructure R Restructure DELAY School Improvement Status HOLD School Improvement Status

PICKENS ELEMENTARY [Pickens]

SCHOOL PROFILE

	Our School	Change from Last Year	Elementary Schools with Students Like Ours	Median Elementary School
Students (n=459)				
Retention rate	2.9%	Up from 2.0%	0.9%	1.1%
Attendance rate	96.4%	Up from 95.8%	96.2%	96.2%
Served by gifted and talented program	28.1%	Up from 21.3%	19.1%	13.4%
With disabilities other than speech	5.5%	Down from 9.6%	3.9%	4.1%
Older than usual for grade	0.2%	Down from 1.0%	0.2%	0.3%
Out-of-school suspensions or expulsions for violent and/or criminal offenses	0.0%	Down from 0.6%	0.0%	0.0%
Teachers (n=31)				
Teachers with advanced degrees	54.8%	Down from 57.6%	64.6%	62.5%
Continuing contract teachers	90.3%	Down from 90.9%	90.9%	88.2%
Teachers returning from previous year	89.4%	Down from 90.6%	89.6%	87.8%
Teacher attendance rate	96.2%	Down from 97.3%	95.3%	95.2%
Average teacher salary*	\$47,096	Down 2.1%	\$48,010	\$46,773
Classes not taught by highly qualified teachers	0.0%	No Change	0.0%	0.0%
Professional development days/teacher	11.8 days	Up from 10.7 days	11.1 days	10.5 days
School				
Principal's years at school	5.0	Up from 4.0	5.0	4.0
Student-teacher ratio in core subjects	19.5 to 1	Up from 19.3 to 1	20.8 to 1	19.9 to 1
Prime instructional time	91.5%	Down from 92.5%	90.2%	90.4%
Opportunities in the arts	Good	No Change	Good	Good
SACS accreditation	Yes	No Change	Yes	Yes
Parents attending conferences	100.0%	No Change	100.0%	100.0%
Character development program	Average	Down from Good	Excellent	Excellent
Dollars spent per pupil**	\$7,831	Up 4.7%	\$7,127	\$7,447
Percent of expenditures for instruction**	65.3%	Up from 62.2%	68.8%	68.4%
Percent of expenditures for teacher salaries**	63.4%	Up from 59.2%	66.3%	65.8%
% of AYP objectives met	100.0%	No Change	95.2%	90.5%

* Length of contract = 185+ days.

** Prior year audited financial data available.

EVALUATION RESULTS

	Teachers	Students*	Parents*
Number of surveys returned	18	54	41
Percent satisfied with learning environment	100.0%	94.4%	78.0%
Percent satisfied with social and physical environment	94.4%	98.1%	95.1%
Percent satisfied with school-home relations	88.2%	96.3%	92.7%

*Only students at the highest elementary school grade level at this school and their parents were included.

REPORT OF PRINCIPAL AND SCHOOL IMPROVEMENT COUNCIL

Pickens Elem. report of Principal and SIC
2010-2011 School Report Card Narrative

Pickens Elementary School is a Palmetto Silver Award and back to back Red Carpet Award winning community school that has long been a sparkling flame of Pickens County. The present building has served elementary school children for more than 40 years. We are the home of the "sparklers", where all our learners "sparkle". Our school has a population of over 472 students served by 59 teachers and staff members. Classes range from four-year-old kindergarten to fifth grade. The majority of these students spend all of their elementary years at Pickens Elementary.

The school is home for two of the school district's self-contained special education classrooms. We have a pre-school self-contained special needs program specially designed to serve three, four, and five-year old students and another K-5 Educable Mentally Disabled self-contained classroom. Teachers and students at all levels work closely together to enjoy learning together as a family.

Pickens Elementary has several National Board Certified teachers. At our school students participate in student council, choral festivals, school safety patrols, artist in residence week, character education program, food and charity drives, science fair, spelling bee contest, after school care activities, Good News self esteem program, scout programs, recycling programs, Hope club gardening activities, community art displays, essay writing and poster contests, school wide "THINK" discipline program, attendance and reading incentives, MAP testing incentives, and many others. All members of our school family realize and value the worth of student achievement and each other as we work together to make our school an outstanding place to learn.

Many awards and accomplishments result from work and dedication. From SACS CASI accreditation for our school to district essay contest winners to spelling bee champions to science fair award winners, Pickens Elementary is an annual recipient of many awards Teachers, staff and parents log countless hours at our school because we are all dedicated to caring for our students and believe in what we do for children. Pickens Elementary maintains a focused vision, can-do attitude and a strong commitment to make a difference in the lives of our students. Working together we can reach high achievement levels and reach out to others at the same time, helping our children truly "sparkle" from the outside and the inside.

Dr. Del H. Freitag, EdD, Principal
Scott Kelley, Chairperson SIC

Comprehensive detail, including definitions of ratings, performance criteria, and explanations of status, is available on www.ed.sc.gov and www.eoc.sc.gov as well as school and school district websites.

Printed versions are available from school districts upon request.

Abbreviations Key

N/A Not Applicable N/AV Not Available N/C Not Collected N/R Not Reported I/S Insufficient Sample TBD To be determined

NI Newly Identified CSI Continuing School Improvement CA Corrective Action RP Plan to Restructure R Restructure DELAY School Improvement Status HOLD School Improvement Status