



# SC Annual School Report Card Summary

**CLEMSON ELEMENTARY**  
Pickens

Grades: PK-5

Enrollment: 768

Principal: Dr. Ken Weichel

Superintendent: Henry H. Hunt, Ph.D.

Board Chair: Alex Saitta

## PERFORMANCE

Comprehensive detail, including definitions of ratings, performance criteria, and explanations of status, is available on [www.ed.sc.gov](http://www.ed.sc.gov) and [www.eoc.sc.gov](http://www.eoc.sc.gov) as well as school and school district websites. Printed versions are available from school districts upon request.

YEAR	ABSOLUTE RATING	GROWTH RATING	PALMETTO GOLD AND SILVER AWARD		AYP STATUS	NCLB IMPROVEMENT STATUS
			General Performance	Closing the Gap		
2011	Excellent	Excellent	TBD	TBD	Not Met	N/A
2010	Excellent	Excellent	Gold	N/A	Met	N/A
2009	Excellent	Excellent	Gold	N/A	Met	N/A

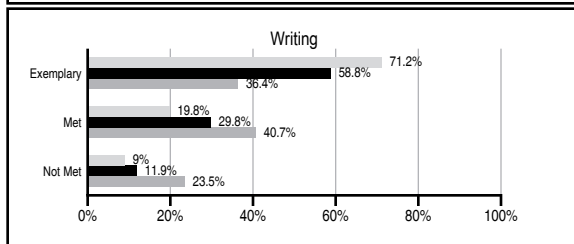
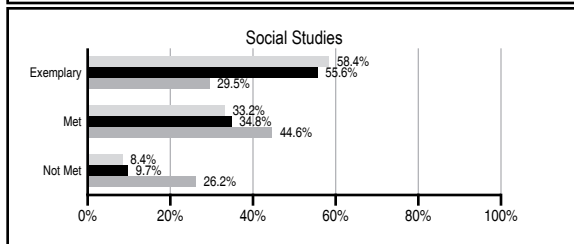
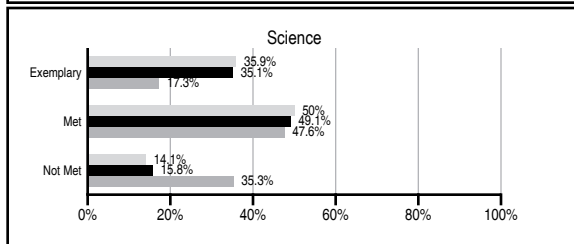
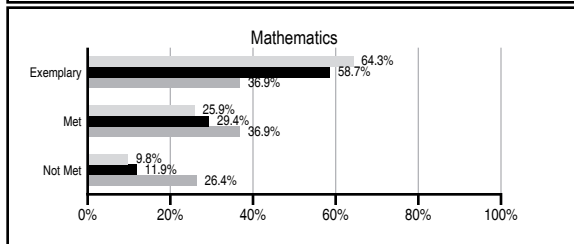
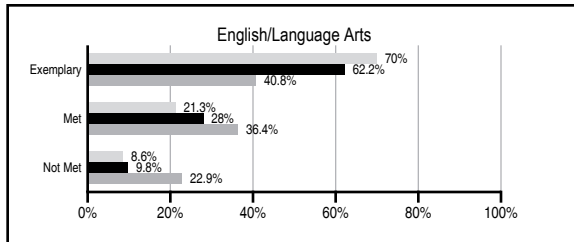
## ABSOLUTE RATINGS OF ELEMENTARY SCHOOLS WITH STUDENTS LIKE OURS\*

EXCELLENT	GOOD	AVERAGE	BELOW AVERAGE	AT-RISK
22	1	0	0	0

\* Ratings are calculated with data available by 11/09/2011. Schools with Students Like Ours are Elementary Schools with Poverty Indices of no more than 5% above or below the index for this school.

## PASS PERFORMANCE


Our School
  Elementary Schools with Students Like Ours
  Elementary schools statewide




## NAEP PERFORMANCE\*

\* Performance reported for SC and nation, data not available at school level. Percentages at NAEP Achievement Levels.

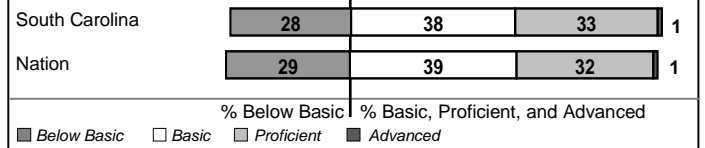
### READING – GRADE 4 (2011)



### MATH – GRADE 4 (2011)



### SCIENCE – GRADE 4 (2009)



## SC PERFORMANCE VISION

*By 2020 all students will graduate with the knowledge and skills necessary to compete successfully in the global economy, participate in a democratic society and contribute positively as members of families and communities.*

### Abbreviations Key

N/A Not Applicable N/AV Not Available N/C Not Collected N/R Not Reported I/S Insufficient Sample TBD To be determined

NI Newly Identified CSI Continuing School Improvement CA Corrective Action RP Plan to Restructure R Restructure DELAY School Improvement Status HOLD School Improvement Status

# CLEMSON ELEMENTARY [Pickens]

## SCHOOL PROFILE

	Our School	Change from Last Year	Elementary Schools with Students Like Ours	Median Elementary School
<b>Students (n=768)</b>				
Retention rate	1.3%	Up from 1.1%	0.9%	1.1%
Attendance rate	97.1%	No Change	96.8%	96.2%
Served by gifted and talented program	42.1%	Up from 38.0%	31.2%	13.4%
With disabilities other than speech	4.4%	Down from 6.6%	3.0%	4.1%
Older than usual for grade	0.3%	No Change	0.0%	0.3%
Out-of-school suspensions or expulsions for violent and/or criminal offenses	0.0%	No Change	0.0%	0.0%
<b>Teachers (n=49)</b>				
Teachers with advanced degrees	73.5%	Up from 70.8%	68.4%	62.5%
Continuing contract teachers	91.8%	Down from 100.0%	94.4%	88.2%
Teachers returning from previous year	89.3%	Down from 90.8%	90.3%	87.8%
Teacher attendance rate	93.6%	Down from 94.2%	94.8%	95.2%
Average teacher salary*	\$46,931	Down 4.8%	\$48,638	\$46,773
Classes not taught by highly qualified teachers	0.0%	No Change	0.0%	0.0%
Professional development days/teacher	12.6 days	Up from 12.1 days	10.8 days	10.5 days
<b>School</b>				
Principal's years at school	7.0	Up from 6.0	5.0	4.0
Student-teacher ratio in core subjects	21.3 to 1	Down from 22.8 to 1	21.3 to 1	19.9 to 1
Prime instructional time	89.6%	Down from 90.4%	91.1%	90.4%
Opportunities in the arts	Good	No Change	Good	Good
SACS accreditation	Yes	No Change	Yes	Yes
Parents attending conferences	100.0%	No Change	100.0%	100.0%
Character development program	Excellent	Up from Good	Excellent	Excellent
Dollars spent per pupil**	\$7,610	Up 2.3%	\$6,550	\$7,447
Percent of expenditures for instruction**	64.8%	Up from 61.7%	70.2%	68.4%
Percent of expenditures for teacher salaries**	63.1%	Up from 58.6%	69.2%	65.8%
% of AYP objectives met	89.5%	Down from 100.0%	100.0%	90.5%

\* Length of contract = 185+ days.

\*\* Prior year audited financial data available.

## EVALUATION RESULTS

	Teachers	Students*	Parents*
Number of surveys returned	41	105	69
Percent satisfied with learning environment	100.0%	95.2%	93.9%
Percent satisfied with social and physical environment	100.0%	92.3%	92.8%
Percent satisfied with school-home relations	100.0%	95.2%	86.6%

\*Only students at the highest elementary school grade level at this school and their parents were included.

## REPORT OF PRINCIPAL AND SCHOOL IMPROVEMENT COUNCIL

Clemson Elementary School is a student-centered, high-achieving school serving approximately 775 students from 4K through grade five. Our ten year old building is a beautiful, state-of-the-art facility designed to promote maximum student learning in a safe, caring environment. The school grounds include athletic fields, playgrounds, theme gardens, wall murals, nature trail, a barn, and outdoor classrooms. Our school has an award-winning, outstanding staff dedicated to helping all students grow and succeed. Our school enjoys continual support from our parents and community. The PTA and School Improvement Council are instrumental in our planning and improvement process.

Sustained, high student achievement remains a trademark of our school. Our standardized test scores traditionally rank among the highest in South Carolina. We are proud to have earned an "Excellent" in both Absolute and Improvement ratings on our four most recent state Report Cards. These rankings resulted in us being one of only 31 schools across the state to earn a prestigious Palmetto Gold Award each of the eight years the state offered the award. Clemson Elementary is a Red Carpet School for being family friendly. We were a finalist for the Carolina First Palmetto's Finest Award three times over the past nine years. We continue to stress academic achievement through the use of Write from the Beginning, MAP testing, Classworks, America Reads, Odyssey of the Mind, Reading Interventionist, Math Super Stars, Accelerated Reader, E-Cruisers Safety Program, and other on-going instructional efforts. Implementing multi-age classes is an innovation linking instruction with student learning styles while presenting parents with alternatives.

We believe service learning and service to our community are important aspects of our offerings to students. These are vehicles for our students to learn good citizenship and compassion for others. Among our student and staff efforts are gathering canned goods for a local food bank, collecting toys for Country Santa, Jump Rope for Heart, Special Olympics, Buck-a-Book, Beading Tiger Cubs, and Relay for Life.

We believe learning is a commitment extending beyond school hours and days. To this end, we offer students many opportunities to extend their learning. Jump Rope team, chorus, Chess Club, Step and Stomp, Future Engineers, and the Mileage Club meet either before or after school. Over 275 students are served daily in our after-school-care programs. PTA sponsors the International Festival, an ice cream social, and family dinner nights. The PTA Go Green team stresses environmental awareness with recycling and Walk to School Days. Teachers extend classroom learning with events such as Something Special, field trips, musical productions, guest speakers, artists in residence, volunteer tutoring, and Special Olympics. A partnership with the City of Clemson opens our facility after hours and during the summer to benefit our children.

The future challenges us to maintain our high academic standards, yet still meet the demands of serving an increasingly diverse student population. We continue reaching out to fulfill community needs while welcoming others' help to meet our students' needs. We seek to create a culture of excellence in teaching and learning as we strive to embody our motto, "Clemson Elementary, where every day is a great day to learn."

Dr. Kenneth H. Weichel, Principal  
Mrs. Christy Medeiros, School Improvement Council Chair

Comprehensive detail, including definitions of ratings, performance criteria, and explanations of status, is available on [www.ed.sc.gov](http://www.ed.sc.gov) and [www.eoc.sc.gov](http://www.eoc.sc.gov) as well as school and school district websites.

Printed versions are available from school districts upon request.

### Abbreviations Key

N/A Not Applicable N/AV Not Available N/C Not Collected N/R Not Reported I/S Insufficient Sample TBD To be determined  
NI Newly Identified CSI Continuing School Improvement CA Corrective Action RP Plan to Restructure R Restructure DELAY School Improvement Status HOLD School Improvement Status