



SC Annual School Report Card Summary

A R LEWIS ELEMENTARY
Pickens
Grades: PK-5
Principal: Thomas Polidor
Superintendent: Henry H. Hunt, Ph.D.
Board Chair: Alex Saitta

Enrollment: 235

PERFORMANCE

Comprehensive detail, including definitions of ratings, performance criteria, and explanations of status, is available on www.ed.sc.gov and www.eoc.sc.gov as well as school and school district websites. Printed versions are available from school districts upon request.

YEAR	ABSOLUTE RATING	GROWTH RATING	PALMETTO GOLD AND SILVER AWARD		AYP STATUS	NCLB IMPROVEMENT STATUS
			General Performance	Closing the Gap		
2011	Good	Excellent	TBD	TBD	Met	N/A
2010	Good	Excellent	Gold	Silver	Met	N/A
2009	Good	Excellent	Gold	Silver	Met	N/A

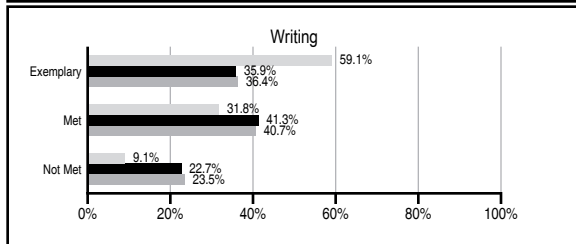
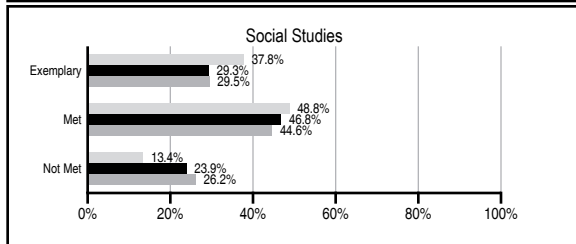
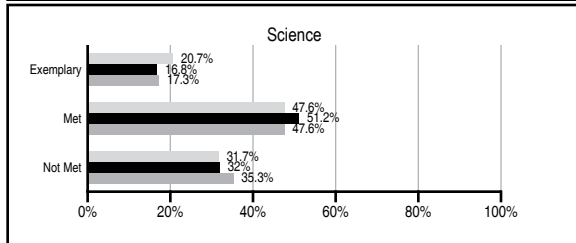
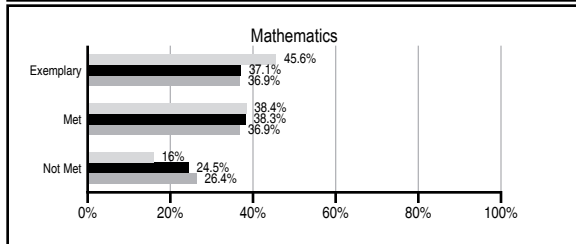
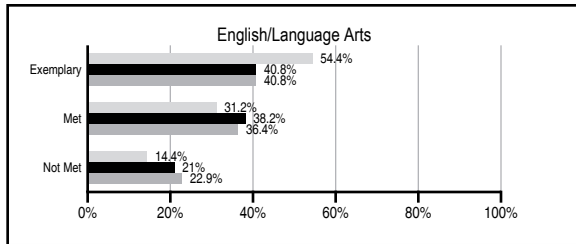
ABSOLUTE RATINGS OF ELEMENTARY SCHOOLS WITH STUDENTS LIKE OURS*

EXCELLENT	GOOD	AVERAGE	BELOW AVERAGE	AT-RISK
17	38	63	3	0

* Ratings are calculated with data available by 11/09/2011. Schools with Students Like Ours are Elementary Schools with Poverty Indices of no more than 5% above or below the index for this school.



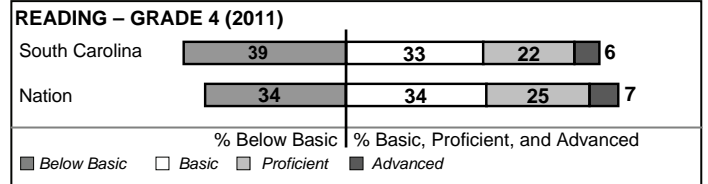
PASS PERFORMANCE

Our School
 Elementary Schools with Students Like Ours
 Elementary schools statewide



NAEP PERFORMANCE*

* Performance reported for SC and nation, data not available at school level. Percentages at NAEP Achievement Levels.



SC PERFORMANCE VISION

By 2020 all students will graduate with the knowledge and skills necessary to compete successfully in the global economy, participate in a democratic society and contribute positively as members of families and communities.

Abbreviations Key

N/A Not Applicable N/AV Not Available N/C Not Collected N/R Not Reported I/S Insufficient Sample TBD To be determined

NI Newly Identified CSI Continuing School Improvement CA Corrective Action RP Plan to Restructure R Restructure DELAY School Improvement Status HOLD School Improvement Status

A R LEWIS ELEMENTARY [Pickens]

SCHOOL PROFILE

	Our School	Change from Last Year	Elementary Schools with Students Like Ours	Median Elementary School
Students (n=235)				
Retention rate	0.0%	Down from 0.9%	1.2%	1.1%
Attendance rate	96.0%	Down from 96.2%	96.0%	96.2%
Served by gifted and talented program	38.2%	Up from 25.8%	14.2%	13.4%
With disabilities other than speech	5.7%	Down from 10.9%	5.2%	4.1%
Older than usual for grade	0.0%	No Change	0.2%	0.3%
Out-of-school suspensions or expulsions for violent and/or criminal offenses	0.9%	Up from 0.0%	0.0%	0.0%
Teachers (n=19)				
Teachers with advanced degrees	57.9%	Down from 61.9%	60.9%	62.5%
Continuing contract teachers	84.2%	Up from 81.0%	90.0%	88.2%
Teachers returning from previous year	93.6%	Down from 94.2%	88.6%	87.8%
Teacher attendance rate	97.1%	Up from 94.2%	95.1%	95.2%
Average teacher salary*	\$46,205	Down 4.1%	\$46,613	\$46,773
Classes not taught by highly qualified teachers	0.0%	No Change	0.0%	0.0%
Professional development days/teacher	10.0 days	Down from 15.0 days	10.5 days	10.5 days
School				
Principal's years at school	1.0	Down from 12.0	4.0	4.0
Student-teacher ratio in core subjects	16.6 to 1	Down from 17.3 to 1	20.0 to 1	19.9 to 1
Prime instructional time	91.1%	Up from 89.3%	90.2%	90.4%
Opportunities in the arts	Good	No Change	Good	Good
SACS accreditation	Yes	No Change	Yes	Yes
Parents attending conferences	100.0%	No Change	100.0%	100.0%
Character development program	Excellent	No Change	Excellent	Excellent
Dollars spent per pupil**	\$11,682	Up 15.5%	\$7,271	\$7,447
Percent of expenditures for instruction**	56.5%	Up from 52.9%	68.1%	68.4%
Percent of expenditures for teacher salaries**	53.8%	Up from 49.1%	65.9%	65.8%
% of AYP objectives met	100.0%	No Change	93.1%	90.5%

* Length of contract = 185+ days.

** Prior year audited financial data available.

EVALUATION RESULTS

	Teachers	Students*	Parents*
Number of surveys returned	20	44	34
Percent satisfied with learning environment	100.0%	95.5%	91.2%
Percent satisfied with social and physical environment	100.0%	93.2%	94.1%
Percent satisfied with school-home relations	100.0%	90.9%	93.8%

*Only students at the highest elementary school grade level at this school and their parents were included.

REPORT OF PRINCIPAL AND SCHOOL IMPROVEMENT COUNCIL

AR Lewis Elementary, a student-centered Title 1 school serves approximately 242 diverse students from kindergarten through grade five and is accredited by the Southern Association of Colleges and Schools. In an effort to chart an effective course for the future, we have worked with stakeholders to develop and revise our vision and mission statements. We have adopted the mission of "preparing students to become critical thinkers, problem solvers, and life-long readers. Our vision is to create a culture that enables everyone to grow to greatness. Through our Teacher Advancement Program our focus continues to be student achievement, school climate/parent involvement and teacher/administrator quality.

We have an extraordinarily talented and hard working faculty and staff that strive daily to provide an outstanding education to our students. Their efforts and the achievement of our students have led to many awards and accolades for which we are very proud. Our character education program-PBIS-sets common positive expectations for the school and classrooms. ZestQuest focuses on nutrition education and exercise and our students participate in a number of service learning projects.

The instructional program provides quality learning experiences for all students by using Measures for Academic Progress (MAP) as a formative assessment. Teachers meet regularly to discuss PASS and MAP results to plan differentiated instruction. ClassWorks, Calendar Math, Capstone Library, Reading A to Z, PebbleGo, StarFall, and Studey Island enrich the learning environment. Our Spring MAP results show continued growth in reading and math along with opportunities for improvement.

We have implemented several initiatives to guide, engage and connect the families and cultures of our school community. Our school won two public relations awards for our initiatives to increase parent involvement and communication with our parents; we received awards for our "Parent Math Night at Bi-Lo" and a new weekly newsletter. The school and teacher websites provide parents with weekly assignments and grade reports. Our 21st Century Learning Center grant provides quality after-school programs for students in a safe caring environment. Our active PTA, School Improvement Council and trained volunteers support our instructional programs.

The faculty and staff work diligently to provide each student with a quality educational program. However, providing differentiated instruction to meet the needs of all learners remains a challenge. Our second challenge is to continue to build upon the strides we have made with parent involvement.

Tim Gilstrap - SIC Chairperson
Thomas Polidor - Principal

Comprehensive detail, including definitions of ratings, performance criteria, and explanations of status, is available on www.ed.sc.gov and www.eoc.sc.gov as well as school and school district websites.

Printed versions are available from school districts upon request.

Abbreviations Key

N/A Not Applicable N/AV Not Available N/C Not Collected N/R Not Reported I/S Insufficient Sample TBD To be determined

NI Newly Identified CSI Continuing School Improvement CA Corrective Action RP Plan to Restructure R Restructure DELAY School Improvement Status HOLD School Improvement Status