



SC Annual School Report Card Summary

FOREST ACRES ELEMENTARY
Pickens
Grades: PK-5 Enrollment: 674
Principal: Darian L Byrd
Superintendent: Henry H. Hunt, Ph.D.
Board Chair: Alex Saitta

PERFORMANCE

Comprehensive detail, including definitions of ratings, performance criteria, and explanations of status, is available on www.ed.sc.gov and www.eoc.sc.gov as well as school and school district websites. Printed versions are available from school districts upon request.

YEAR	ABSOLUTE RATING	GROWTH RATING	PALMETTO GOLD AND SILVER AWARD		AYP STATUS	NCLB IMPROVEMENT STATUS
			General Performance	Closing the Gap		
2011	Excellent	Excellent	TBD	TBD	Met	N/A
2010	Excellent	Excellent	Gold	Silver	Met	N/A
2009	Excellent	Excellent	Gold	N/A	Met	N/A

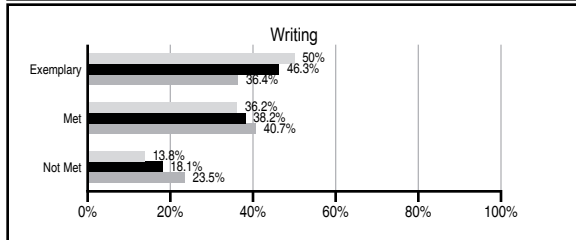
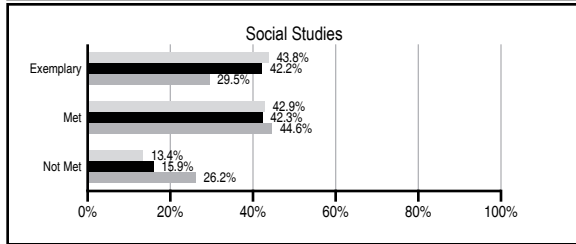
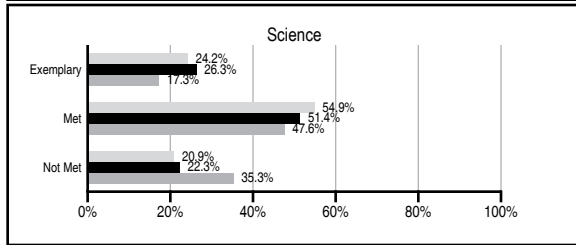
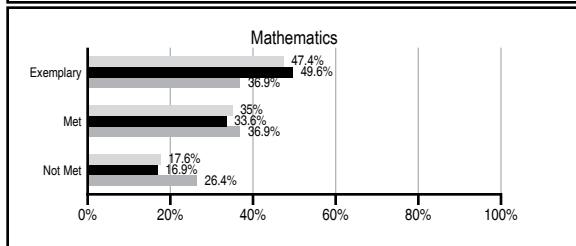
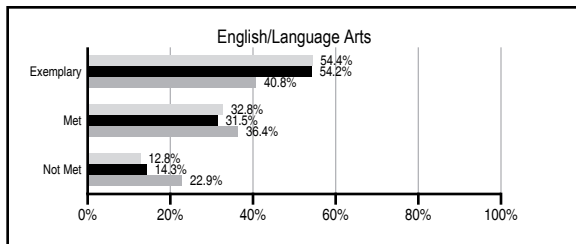
ABSOLUTE RATINGS OF ELEMENTARY SCHOOLS WITH STUDENTS LIKE OURS*

EXCELLENT	GOOD	AVERAGE	BELOW AVERAGE	AT-RISK
29	13	1	2	0

* Ratings are calculated with data available by 11/09/2011. Schools with Students Like Ours are Elementary Schools with Poverty Indices of no more than 5% above or below the index for this school.

PASS PERFORMANCE

Our School
 Elementary Schools with Students Like Ours
 Elementary schools statewide



NAEP PERFORMANCE*

* Performance reported for SC and nation, data not available at school level. Percentages at NAEP Achievement Levels.



SC PERFORMANCE VISION

By 2020 all students will graduate with the knowledge and skills necessary to compete successfully in the global economy, participate in a democratic society and contribute positively as members of families and communities.

Abbreviations Key

N/A Not Applicable N/AV Not Available N/C Not Collected N/R Not Reported I/S Insufficient Sample TBD To be determined

NI Newly Identified CSI Continuing School Improvement CA Corrective Action RP Plan to Restructure R Restructure DELAY School Improvement Status HOLD School Improvement Status

FOREST ACRES ELEMENTARY [Pickens]

SCHOOL PROFILE

	Our School	Change from Last Year	Elementary Schools with Students Like Ours	Median Elementary School
Students (n=674)				
Retention rate	0.6%	Down from 0.9%	0.8%	1.1%
Attendance rate	96.8%	Up from 96.6%	96.5%	96.2%
Served by gifted and talented program	29.9%	Up from 26.3%	22.0%	13.4%
With disabilities other than speech	3.2%	Down from 7.1%	4.7%	4.1%
Older than usual for grade	0.1%	Down from 0.5%	0.2%	0.3%
Out-of-school suspensions or expulsions for violent and/or criminal offenses	0.0%	No Change	0.0%	0.0%
Teachers (n=43)				
Teachers with advanced degrees	65.1%	No Change	63.6%	62.5%
Continuing contract teachers	95.3%	Up from 90.7%	89.6%	88.2%
Teachers returning from previous year	90.8%	No Change	87.9%	87.8%
Teacher attendance rate	96.8%	Up from 96.2%	95.4%	95.2%
Average teacher salary*	\$48,105	Down 0.4%	\$48,174	\$46,773
Classes not taught by highly qualified teachers	0.0%	No Change	0.0%	0.0%
Professional development days/teacher	7.4 days	Down from 12.0 days	9.6 days	10.5 days
School				
Principal's years at school	1.0	Down from 2.0	4.0	4.0
Student-teacher ratio in core subjects	23.1 to 1	Up from 22.5 to 1	21.0 to 1	19.9 to 1
Prime instructional time	92.8%	Up from 92.2%	91.2%	90.4%
Opportunities in the arts	Good	No Change	Good	Good
SACS accreditation	Yes	No Change	Yes	Yes
Parents attending conferences	100.0%	No Change	100.0%	100.0%
Character development program	Average	Down from Excellent	Excellent	Excellent
Dollars spent per pupil**	\$7,169	Up 3.6%	\$7,105	\$7,447
Percent of expenditures for instruction**	65.0%	Up from 64.8%	68.8%	68.4%
Percent of expenditures for teacher salaries**	63.2%	Up from 61.4%	67.8%	65.8%
% of AYP objectives met	100.0%	No Change	95.2%	90.5%

* Length of contract = 185+ days.

** Prior year audited financial data available.

EVALUATION RESULTS

	Teachers	Students*	Parents*
Number of surveys returned	41	109	68
Percent satisfied with learning environment	97.6%	85.2%	95.6%
Percent satisfied with social and physical environment	100.0%	82.6%	98.5%
Percent satisfied with school-home relations	92.1%	88.9%	92.6%

*Only students at the highest elementary school grade level at this school and their parents were included.

Comprehensive detail, including definitions of ratings, performance criteria, and explanations of status, is available on www.ed.sc.gov and www.eoc.sc.gov as well as school and school district websites.

Printed versions are available from school districts upon request.

REPORT OF PRINCIPAL AND SCHOOL IMPROVEMENT COUNCIL

Forest Acres Elementary School faculty and staff provide exemplary instruction for ALL children in a caring and safe environment. Our faculty and staff share the same high expectations as the parents: a safe, clean environment where all children experience academic success. Our community actively seeks a role in the education and celebration of our children.

Our children benefit from this strong partnership with our community, as has been evidenced by again being recognized by the State Department of Education as a Palmetto Gold Award winner. Forest Acres also proudly achieved the Education Oversight Committee's Award for Closing the Achievement Gap in recognition for closing the achievement gap among students of differing economic, racial, and ethnic groups. Our number one goal at Forest Acres is Academic Achievement. Our percentage of students meeting standards on PASS exceeded the state in Math, ELA, Science, and Social Studies. We utilized MAP Testing (Measures of Academic Progress) in grades K5 through five. On both PASS and MAP, Forest Acres' students scored at or above the district average at all grade levels in both Reading and Math.

Students are provided a myriad of enrichment activities and learning based field trips which include a fifth-grade trip to Tybee Island, Georgia to study marsh and beach ecology. We have the QUEST program for Academically Advanced and Gifted students. Our PTA sponsors week-long artists-in-residency to enhance our school's arts program. We provide extended day activities through an After School Care program, after-school academic assistance, and a summer 'Seekers' skills program.

Outdoor learning environments offer students the opportunity to interact with environment. A water garden provides students with space to study weather, plant life, and seasons. A nature trail and outdoor lab allows students the opportunity to have science classes outdoors. This past year, our PTA enhanced our building by equipping our Science Lab enabling our students to experience hands on lessons to improve instruction.

We believe service learning and service to our community are important aspects of our offerings to students. Our active Student Council lead many efforts in this area each year. These are vehicles for our students to learn good citizenship and compassion for others. Among our student and staff efforts are gathering canned goods for a local food bank, collecting toys for Country Santa, Angel Tree giving to families in need at Christmas, Share the Warmth, Jump Rope for Heart, Special Olympics, and the Dollars for Donation effort for the Japan disaster.

Due to the dedication and commitment of the staff of Forest Acres and the support and pride of our parents and community, our accolades are many. We seek to continue maintaining high standards and achievement and meeting the needs of our diverse student population. Together, we are working to embody our mission to build "Foundations of Academic Excellence" at FAE.

Darian L. Byrd, Principal / Donna Oliva, SIC Chairperson

Abbreviations Key

N/A Not Applicable N/AV Not Available N/C Not Collected N/R Not Reported I/S Insufficient Sample TBD To be determined

NI Newly Identified CSI Continuing School Improvement CA Corrective Action RP Plan to Restructure R Restructure DELAY School Improvement Status HOLD School Improvement Status