



# SC Annual School Report Card Summary

**CROSSWELL ELEMENTARY**  
Pickens

Grades: PK-5

Enrollment: 484

Principal: Traci T. Boyles

Superintendent: Henry H. Hunt, Ph.D.

Board Chair: Alex Saitta

## PERFORMANCE

Comprehensive detail, including definitions of ratings, performance criteria, and explanations of status, is available on [www.ed.sc.gov](http://www.ed.sc.gov) and [www.eoc.sc.gov](http://www.eoc.sc.gov) as well as school and school district websites. Printed versions are available from school districts upon request.

YEAR	ABSOLUTE RATING	GROWTH RATING	PALMETTO GOLD AND SILVER AWARD		AYP STATUS	NCLB IMPROVEMENT STATUS
			General Performance	Closing the Gap		
2011	Good	Average	TBD	TBD	Met	N/A
2010	Excellent	Excellent	Gold	Silver	Met	N/A
2009	Excellent	Excellent	Gold	Silver	Met	N/A

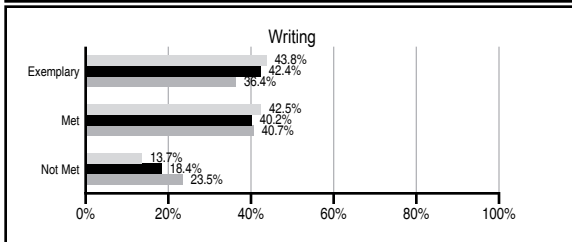
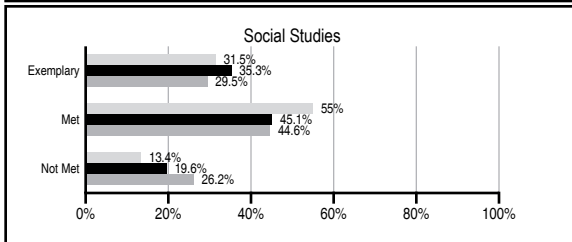
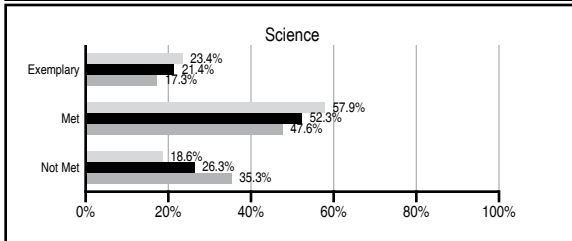
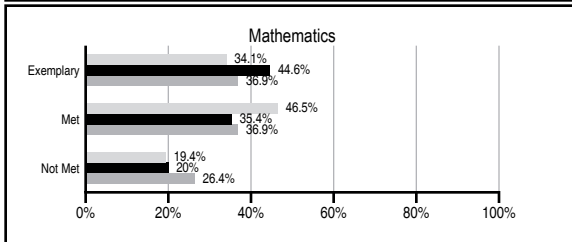
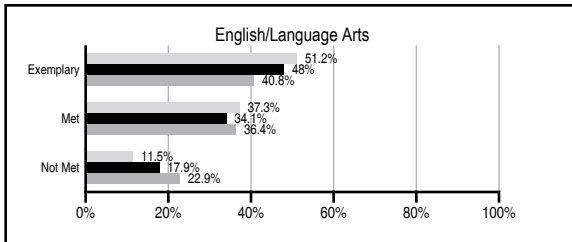
## ABSOLUTE RATINGS OF ELEMENTARY SCHOOLS WITH STUDENTS LIKE OURS\*

EXCELLENT	GOOD	AVERAGE	BELOW AVERAGE	AT-RISK
31	41	21	0	0

\* Ratings are calculated with data available by 11/09/2011. Schools with Students Like Ours are Elementary Schools with Poverty Indices of no more than 5% above or below the index for this school.



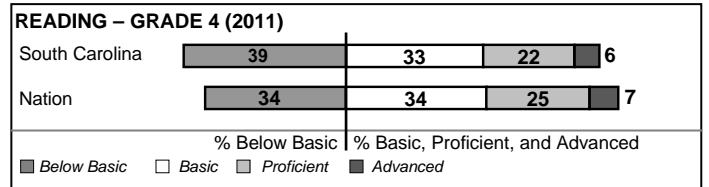
## PASS PERFORMANCE

Our School
  Elementary Schools with Students Like Ours
  Elementary schools statewide



## NAEP PERFORMANCE\*

\* Performance reported for SC and nation, data not available at school level. Percentages at NAEP Achievement Levels.



## SC PERFORMANCE VISION

*By 2020 all students will graduate with the knowledge and skills necessary to compete successfully in the global economy, participate in a democratic society and contribute positively as members of families and communities.*

### Abbreviations Key

N/A Not Applicable N/AV Not Available N/C Not Collected N/R Not Reported I/S Insufficient Sample TBD To be determined

NI Newly Identified CSI Continuing School Improvement CA Corrective Action RP Plan to Restructure R Restructure DELAY School Improvement Status HOLD School Improvement Status

# CROSSWELL ELEMENTARY [Pickens]

## SCHOOL PROFILE

	Our School	Change from Last Year	Elementary Schools with Students Like Ours	Median Elementary School
<b>Students (n=484)</b>				
Retention rate	1.9%	Up from 1.3%	0.9%	1.1%
Attendance rate	96.2%	Down from 96.4%	96.2%	96.2%
Served by gifted and talented program	27.6%	Up from 23.5%	18.7%	13.4%
With disabilities other than speech	4.7%	Down from 6.2%	3.9%	4.1%
Older than usual for grade	0.0%	Down from 0.5%	0.2%	0.3%
Out-of-school suspensions or expulsions for violent and/or criminal offenses	0.4%	Up from 0.2%	0.0%	0.0%
<b>Teachers (n=29)</b>				
Teachers with advanced degrees	55.2%	Down from 67.7%	64.3%	62.5%
Continuing contract teachers	96.6%	Up from 90.3%	90.3%	88.2%
Teachers returning from previous year	92.3%	Down from 93.7%	89.5%	87.8%
Teacher attendance rate	94.8%	Down from 95.5%	95.3%	95.2%
Average teacher salary*	\$48,643	Down 1.7%	\$48,058	\$46,773
Classes not taught by highly qualified teachers	0.0%	No Change	0.0%	0.0%
Professional development days/teacher	10.9 days	Up from 9.5 days	11.2 days	10.5 days
<b>School</b>				
Principal's years at school	2.0	Up from 1.0	5.0	4.0
Student-teacher ratio in core subjects	20.7 to 1	Down from 21.2 to 1	20.7 to 1	19.9 to 1
Prime instructional time	89.4%	Down from 91.6%	90.3%	90.4%
Opportunities in the arts	Good	No Change	Good	Good
SACS accreditation	Yes	No Change	Yes	Yes
Parents attending conferences	100.0%	No Change	100.0%	100.0%
Character development program	Excellent	Up from Good	Excellent	Excellent
Dollars spent per pupil**	\$7,676	Up 4.8%	\$7,151	\$7,447
Percent of expenditures for instruction**	63.1%	Up from 62.4%	68.8%	68.4%
Percent of expenditures for teacher salaries**	61.0%	Up from 58.8%	66.2%	65.8%
% of AYP objectives met	100.0%	No Change	95.2%	90.5%

\* Length of contract = 185+ days.

\*\* Prior year audited financial data available.

## EVALUATION RESULTS

	Teachers	Students*	Parents*
Number of surveys returned	29	69	30
Percent satisfied with learning environment	93.1%	83.8%	93.3%
Percent satisfied with social and physical environment	89.3%	79.7%	93.3%
Percent satisfied with school-home relations	86.2%	85.3%	90.0%

\*Only students at the highest elementary school grade level at this school and their parents were included.

## REPORT OF PRINCIPAL AND SCHOOL IMPROVEMENT COUNCIL

Crosswell Elementary, a 4K-fifth grade school, served 489 students. This year's theme, "Where Bright Futures Begin", focused on student achievement as we challenged our students to reach for the stars.

We continued to have an active PTA and School Improvement Council. Our PTA finalized the construction of a stage which provided a wonderful space for student performances. The SIC also sponsored Science Night with interactive experiences for students and parents and an emphasis on summer opportunities for learning.

Teachers continued to advance their instructional skills by implementing TAP, the system for Teacher and Student Advancement. Weekly professional development led by Master Teachers provided the teachers with the ability to collaboratively plan and assess classroom instruction. Teachers continued the use of MAP assessment data to differentiate their instruction and create prescriptive lessons. One teacher earned National Board Certification bringing Crosswell's total to seven.

Students were afforded opportunities through extra-curricular activities such as chorus and walking club. Programs such as Safety Patrol and Cub Citizens fostered leadership development in our students. Student artwork was displayed in the local hospital, art museum, and school district administrative office. Two students were recognized at the state level for their photography entries in the PTA Reflections art contest. Six students were selected to perform in the SC All-State Elementary Honor Choir. A Crosswell third grader was chosen to represent the SDPC for the SC Young Writer's Conference.

School-wide service learning projects were encouraged. Crosswell students and staff raised monies to support the American Cancer Society, Shriner's Hospital, and United Way. Students also showed their caring spirit by participating in the "Souper Bowl of Caring" food drive, collecting toys for Country Santa, and collecting school supplies to help an elementary school in Alabama that was destroyed by a tornado.

Crosswell was recognized for the second year in a row as a Palmetto Silver Award winning school for closing the achievement gap and as a Palmetto Gold Award winner for overall performance. Crosswell received recognition for being a Safe Kids Safe School for the third consecutive year.

Crosswell Elementary continues to provide a quality education by partnering with parents and the community to meet the needs of our students. Our mission is to challenge young minds to work together for excellence in education while striving for success in life.

Traci T. Boyles, Principal  
Monica Echols, SIC Chairperson

Comprehensive detail, including definitions of ratings, performance criteria, and explanations of status, is available on [www.ed.sc.gov](http://www.ed.sc.gov) and [www.eoc.sc.gov](http://www.eoc.sc.gov) as well as school and school district websites.

Printed versions are available from school districts upon request.

### Abbreviations Key

N/A Not Applicable N/AV Not Available N/C Not Collected N/R Not Reported I/S Insufficient Sample TBD To be determined

NI Newly Identified CSI Continuing School Improvement CA Corrective Action RP Plan to Restructure R Restructure DELAY School Improvement Status HOLD School Improvement Status