



SC Annual School Report Card Summary

DOVER ELEMENTARY
Orangeburg 5
Grades: PK-5 Enrollment: 288
Principal: Cynthia Exum Strozier
Superintendent: Cynthia Wilson
Board Chair: Lisa Jenkins

PERFORMANCE

Comprehensive detail, including definitions of ratings, performance criteria, and explanations of status, is available on www.ed.sc.gov and www.eoc.sc.gov as well as school and school district websites. Printed versions are available from school districts upon request.

YEAR	ABSOLUTE RATING	GROWTH RATING	PALMETTO GOLD AND SILVER AWARD		AYP STATUS	NCLB IMPROVEMENT STATUS
			General Performance	Closing the Gap		
2011	Average	Average	TBD	TBD	Met	N/A
2010	Average	Average	N/A	N/A	Met	N/A
2009	Average	Average	N/A	N/A	Met	N/A

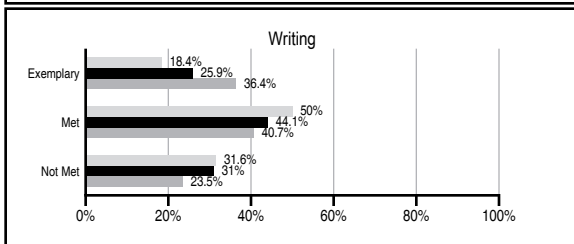
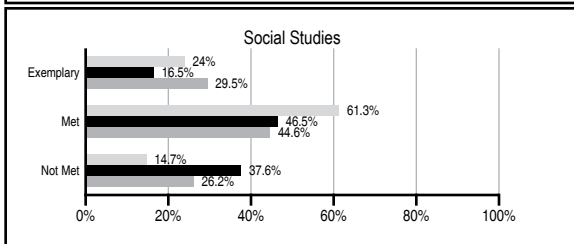
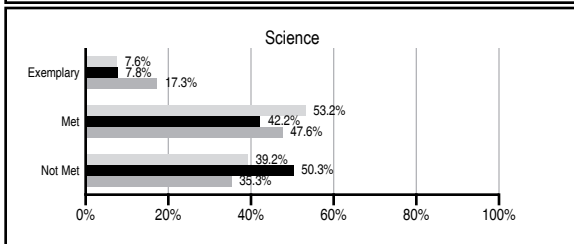
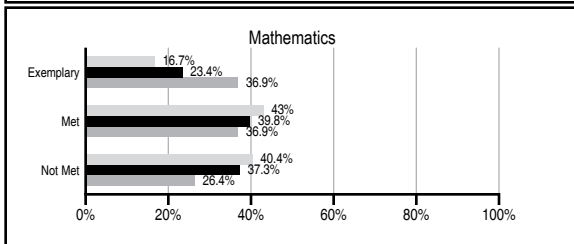
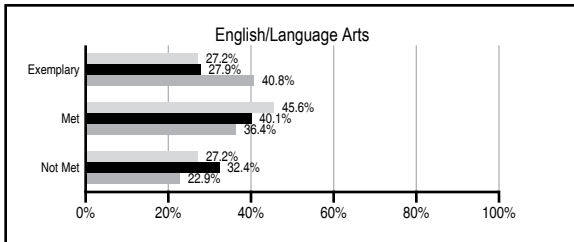
ABSOLUTE RATINGS OF ELEMENTARY SCHOOLS WITH STUDENTS LIKE OURS*

EXCELLENT	GOOD	AVERAGE	BELOW AVERAGE	AT-RISK
3	9	105	48	19

* Ratings are calculated with data available by 11/09/2011. Schools with Students Like Ours are Elementary Schools with Poverty Indices of no more than 5% above or below the index for this school.

PASS PERFORMANCE

Our School
 Elementary Schools with Students Like Ours
 Elementary schools statewide



NAEP PERFORMANCE*

* Performance reported for SC and nation, data not available at school level. Percentages at NAEP Achievement Levels.



SC PERFORMANCE VISION

By 2020 all students will graduate with the knowledge and skills necessary to compete successfully in the global economy, participate in a democratic society and contribute positively as members of families and communities.

Abbreviations Key

N/A Not Applicable N/AV Not Available N/C Not Collected N/R Not Reported I/S Insufficient Sample TBD To be determined

NI Newly Identified CSI Continuing School Improvement CA Corrective Action RP Plan to Restructure R Restructure DELAY School Improvement Status HOLD School Improvement Status

DOVER ELEMENTARY [Orangeburg 5]

SCHOOL PROFILE

	Our School	Change from Last Year	Elementary Schools with Students Like Ours	Median Elementary School
Students (n=288)				
Retention rate	6.6%	Up from 5.2%	1.5%	1.1%
Attendance rate	95.6%	Down from 95.7%	95.9%	96.2%
Served by gifted and talented program	4.0%	Up from 2.9%	6.2%	13.4%
With disabilities other than speech	4.4%	Down from 10.4%	4.3%	4.1%
Older than usual for grade	1.0%	Down from 2.7%	0.5%	0.3%
Out-of-school suspensions or expulsions for violent and/or criminal offenses	0.0%	Down from 0.3%	0.0%	0.0%
Teachers (n=18)				
Teachers with advanced degrees	72.2%	No Change	61.9%	62.5%
Continuing contract teachers	94.4%	Up from 83.3%	83.3%	88.2%
Teachers returning from previous year	85.6%	Up from 83.6%	85.1%	87.8%
Teacher attendance rate	93.7%	Up from 92.8%	95.1%	95.2%
Average teacher salary*	\$47,206	Down 0.7%	\$45,319	\$46,773
Classes not taught by highly qualified teachers	0.0%	No Change	0.0%	0.0%
Professional development days/teacher	14.3 days	Up from 13.5 days	10.5 days	10.5 days
School				
Principal's years at school	6.0	Up from 5.0	3.5	4.0
Student-teacher ratio in core subjects	17.9 to 1	Down from 22.5 to 1	17.9 to 1	19.9 to 1
Prime instructional time	87.1%	Up from 86.5%	89.9%	90.4%
Opportunities in the arts	Good	No Change	Good	Good
SACS accreditation	Yes	No Change	Yes	Yes
Parents attending conferences	97.2%	Down from 99.9%	100.0%	100.0%
Character development program	Excellent	No Change	Excellent	Excellent
Dollars spent per pupil**	\$8,344	Down 3.0%	\$8,215	\$7,447
Percent of expenditures for instruction**	57.5%	Down from 58.2%	68.0%	68.4%
Percent of expenditures for teacher salaries**	55.0%	Down from 55.6%	64.2%	65.8%
% of AYP objectives met	100.0%	No Change	76.9%	90.5%

* Length of contract = 185+ days.

** Prior year audited financial data available.

EVALUATION RESULTS

	Teachers	Students*	Parents*
Number of surveys returned	18	36	35
Percent satisfied with learning environment	88.9%	63.9%	58.8%
Percent satisfied with social and physical environment	94.4%	75.0%	76.5%
Percent satisfied with school-home relations	72.2%	75.0%	66.7%

*Only students at the highest elementary school grade level at this school and their parents were included.

REPORT OF PRINCIPAL AND SCHOOL IMPROVEMENT COUNCIL

Dover Elementary was recognized in 2007, 2008 and 2010 for meeting the national Adequate Yearly Progress (AYP) standards of the "No Child Left Behind" Act and also as a Red Carpet School by the state of South Carolina (2009-2012).

Dover's students, faculty, staff, and parents work together to accomplish the school's mission: to ensure students achieve the highest state and national standards in a positive, harmonious atmosphere through collaborative efforts of the staff, parents, and community. The First Tuesday and Celebrations of Excellence programs involve parents in school programs and provide opportunities to come together at the school.

Academic excellence is supported in a variety of ways. Supporting math achievement, fifth graders have the option of taking instrumental band, and school-wide math achievement is targeted for growth through frameworks and programs, including interventions with Voyager, Study Island, Four Frames Math, and Calendar Math, spiraling concept engagement and practice opportunities.

Individualized and small-group reading tutorials in Voyager's "Passport" and "Ticket to Read", as well as Computer Assisted Instruction with "My Reading Coach" meet varied learning styles and speed differences. "Save The Children" (STC) is a Dover grant partner in literacy. Now in its fifth year, Dover's STC program serves students with an on-site literacy coordinator, an Early Steps Tutor, and an Early Childhood Coordinator supported by two volunteer grandparents from the local community who read individually with our students. Dover's partnership with STC has also brought acquisitions in excess of \$40K in the media center, adding excitement to reading with new books. Further supporting our readers are motivational medals, quarterly recognitions, and classroom award banners through Dover's 100 Book Reading Challenge Initiative.

Students with strong characters and self-discipline maximize learning opportunities. Positive recognitions of student character began in 05-06 and continue on the school and county levels. The Positive Behavior Intervention Supports (PBIS), with the addition of the STAR intervention program, provide incentives for making good behavior and character choices. SWIS, a third party, on-line, behavior data analysis provider is utilized for spotting patterns and identifying potential areas of need. Single-gender classes are in their third year at Dover in grade five and strongly support academic growth and a reduction in behavior issues with this age group. The National Bridges/OWLS Literacy and STC's "Emergent Reader" grants in the age 0-5 program add a strong foundational literacy component for our youngest learners. These approaches in the hands of experienced teachers with the support of caring and committed parents are moving Dover's students forward.

Cynthia Exum Strozier, Principal
(Rev.) Robbie Parnell, SIC Chairman

Comprehensive detail, including definitions of ratings, performance criteria, and explanations of status, is available on www.ed.sc.gov and www.eoc.sc.gov as well as school and school district websites.

Printed versions are available from school districts upon request.

Abbreviations Key

N/A Not Applicable N/AV Not Available N/C Not Collected N/R Not Reported I/S Insufficient Sample TBD To be determined
NI Newly Identified CSI Continuing School Improvement CA Corrective Action RP Plan to Restructure R Restructure DELAY School Improvement Status HOLD School Improvement Status