



# SC Annual School Report Card Summary

**RIVELON ELEMENTARY**  
**Orangeburg 5**  
**Grades: PK-5** Enrollment: 267  
**Principal: Paulette H. Faust**  
**Superintendent: Cynthia Wilson**  
**Board Chair: Lisa Jenkins**

## PERFORMANCE

Comprehensive detail, including definitions of ratings, performance criteria, and explanations of status, is available on [www.ed.sc.gov](http://www.ed.sc.gov) and [www.eoc.sc.gov](http://www.eoc.sc.gov) as well as school and school district websites. Printed versions are available from school districts upon request.

YEAR	ABSOLUTE RATING	GROWTH RATING	PALMETTO GOLD AND SILVER AWARD		AYP STATUS	NCLB IMPROVEMENT STATUS
			General Performance	Closing the Gap		
2011	Good	Excellent	TBD	TBD	Not Met	N/A
2010	Average	Below Average	N/A	N/A	Met	N/A
2009	Below Average	At-Risk	N/A	N/A	Met	CSI-DELAY

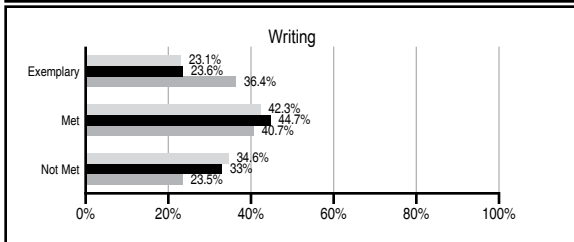
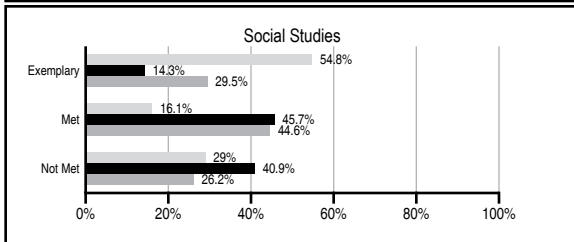
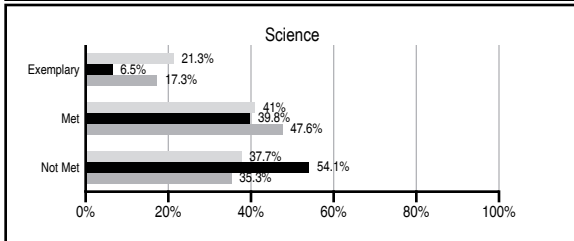
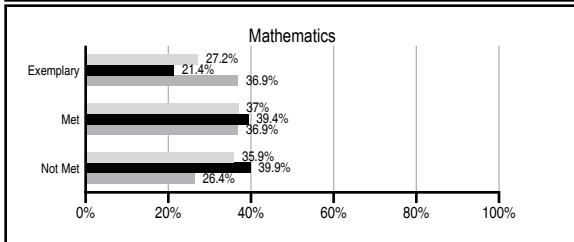
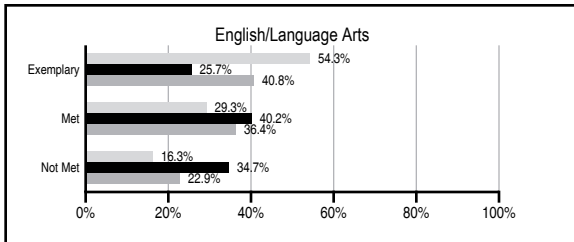
## ABSOLUTE RATINGS OF ELEMENTARY SCHOOLS WITH STUDENTS LIKE OURS\*

EXCELLENT	GOOD	AVERAGE	BELOW AVERAGE	AT-RISK
0	4	70	47	20

\* Ratings are calculated with data available by 11/09/2011. Schools with Students Like Ours are Elementary Schools with Poverty Indices of no more than 5% above or below the index for this school.

## PASS PERFORMANCE

Our School
  Elementary Schools with Students Like Ours
  Elementary schools statewide



## NAEP PERFORMANCE\*

\* Performance reported for SC and nation, data not available at school level. Percentages at NAEP Achievement Levels.



## SC PERFORMANCE VISION

*By 2020 all students will graduate with the knowledge and skills necessary to compete successfully in the global economy, participate in a democratic society and contribute positively as members of families and communities.*

### Abbreviations Key

N/A Not Applicable N/AV Not Available N/C Not Collected N/R Not Reported I/S Insufficient Sample TBD To be determined

NI Newly Identified CSI Continuing School Improvement CA Corrective Action RP Plan to Restructure R Restructure DELAY School Improvement Status HOLD School Improvement Status

# RIVELON ELEMENTARY [Orangeburg 5]

## SCHOOL PROFILE

	Our School	Change from Last Year	Elementary Schools with Students Like Ours	Median Elementary School
<b>Students (n=267)</b>				
Retention rate	1.7%	Up from 1.3%	1.5%	1.1%
Attendance rate	95.4%	Up from 95.0%	96.0%	96.2%
Served by gifted and talented program	4.8%	Up from 2.9%	5.1%	13.4%
With disabilities other than speech	0.9%	Down from 10.8%	4.3%	4.1%
Older than usual for grade	1.6%	Up from 1.5%	0.6%	0.3%
Out-of-school suspensions or expulsions for violent and/or criminal offenses	0.0%	Down from 0.8%	0.0%	0.0%
<b>Teachers (n=18)</b>				
Teachers with advanced degrees	83.3%	Up from 82.4%	61.9%	62.5%
Continuing contract teachers	100.0%	No Change	81.8%	88.2%
Teachers returning from previous year	91.1%	Down from 91.3%	84.6%	87.8%
Teacher attendance rate	88.7%	Down from 90.5%	95.2%	95.2%
Average teacher salary*	\$51,001	Up 2.3%	\$45,188	\$46,773
Classes not taught by highly qualified teachers	4.8%	Up from 2.4%	0.0%	0.0%
Professional development days/teacher	21.3 days	Up from 13.7 days	10.6 days	10.5 days
<b>School</b>				
Principal's years at school	7.0	Up from 6.0	3.0	4.0
Student-teacher ratio in core subjects	18.1 to 1	Up from 17.8 to 1	17.5 to 1	19.9 to 1
Prime instructional time	80.5%	Down from 83.2%	90.1%	90.4%
Opportunities in the arts	Good	No Change	Good	Good
SACS accreditation	Yes	No Change	Yes	Yes
Parents attending conferences	100.0%	No Change	100.0%	100.0%
Character development program	Excellent	No Change	Excellent	Excellent
Dollars spent per pupil**	\$10,325	Up 3.8%	\$8,760	\$7,447
Percent of expenditures for instruction**	65.7%	Up from 64.7%	67.5%	68.4%
Percent of expenditures for teacher salaries**	61.6%	Up from 61.3%	63.9%	65.8%
% of AYP objectives met	76.9%	Down from 100.0%	76.9%	90.5%

\* Length of contract = 185+ days.

\*\* Prior year audited financial data available.

## EVALUATION RESULTS

	Teachers	Students*	Parents*
Number of surveys returned	24	22	12
Percent satisfied with learning environment	100.0%	100.0%	83.3%
Percent satisfied with social and physical environment	100.0%	95.5%	75.0%
Percent satisfied with school-home relations	91.7%	95.5%	83.3%

\*Only students at the highest elementary school grade level at this school and their parents were included.

## REPORT OF PRINCIPAL AND SCHOOL IMPROVEMENT COUNCIL

Rivelon Elementary School is located right outside the town limit of Orangeburg, S. C. The school has a population of approximately 260 students. We take pride in being a community school. Here, at Rivelon, a school-wide Title I learning institution, we feel that developing the whole child is important. We achieved this goal by providing character education for all of our students; through our guidance counselor; each grade level has scheduled guidance sessions. Our population consists of, 91 percent African American, 8 percent Caucasian and 2 percent Hispanic. Here, we try to address each subject using a different best-practice researched-based strategy that will help our students relate their learning to real-world experiences.

Our third grade students were recognized for their originals poems being published in a national publication. Teachers were given intensive training with a systematic approach in analyzing and using data to respond to the individual needs of the students. Teachers also used technology to extend and enrich the instructional program at Rivelon. We are excited about the implementation of the "Voyager Reading and Math Program". These two programs have proven to be effective in responding to intervention for our students. We feel that these two programs will help teachers respond to the individual needs of our students, so that "Failure will never be an Option" at Rivelon Elementary!

Paulette H. Faust, Principal  
Mary Allen, School Improvement Council Chairperson

Comprehensive detail, including definitions of ratings, performance criteria, and explanations of status, is available on [www.ed.sc.gov](http://www.ed.sc.gov) and [www.eoc.sc.gov](http://www.eoc.sc.gov) as well as school and school district websites.

Printed versions are available from school districts upon request.

### Abbreviations Key

N/A Not Applicable N/AV Not Available N/C Not Collected N/R Not Reported I/S Insufficient Sample TBD To be determined  
NI Newly Identified CSI Continuing School Improvement CA Corrective Action RP Plan to Restructure R Restructure DELAY School Improvement Status HOLD School Improvement Status