



SC Annual School Report Card Summary

MELLICHAMP ELEMENTARY

Orangeburg 5

Grades: PK-5

Enrollment: 315

Principal: Rena Bowman

Superintendent: Cynthia Wilson

Board Chair: Lisa Jenkins

PERFORMANCE

Comprehensive detail, including definitions of ratings, performance criteria, and explanations of status, is available on www.ed.sc.gov and www.eoc.sc.gov as well as school and school district websites. Printed versions are available from school districts upon request.

YEAR	ABSOLUTE RATING	GROWTH RATING	PALMETTO GOLD AND SILVER AWARD		AYP STATUS	NCLB IMPROVEMENT STATUS
			General Performance	Closing the Gap		
2011	Below Average	Below Average	TBD	TBD	Not Met	N/A
2010	Below Average	Below Average	N/A	N/A	Met	N/A
2009	Below Average	At-Risk	N/A	N/A	Met	N/A

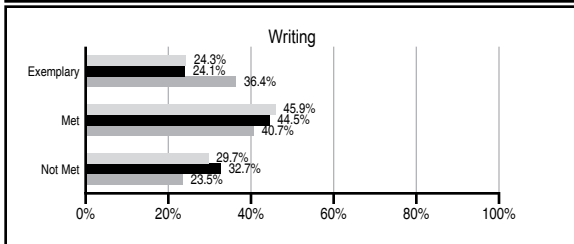
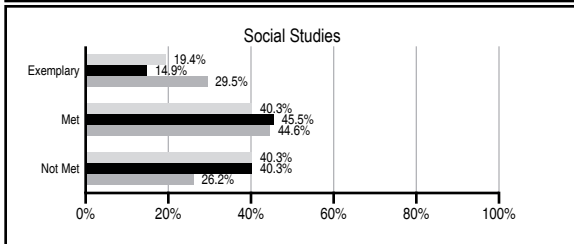
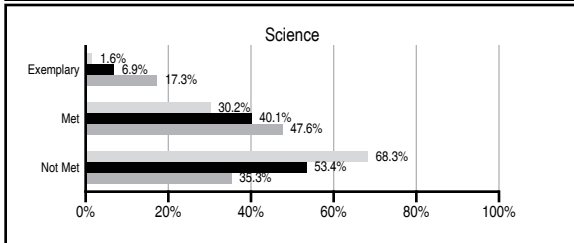
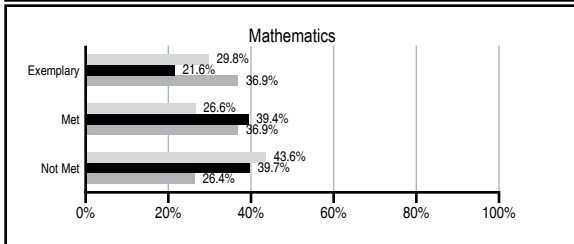
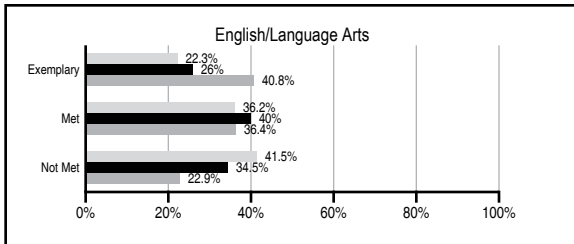
ABSOLUTE RATINGS OF ELEMENTARY SCHOOLS WITH STUDENTS LIKE OURS*

EXCELLENT	GOOD	AVERAGE	BELOW AVERAGE	AT-RISK
1	6	78	50	23

* Ratings are calculated with data available by 11/09/2011. Schools with Students Like Ours are Elementary Schools with Poverty Indices of no more than 5% above or below the index for this school.


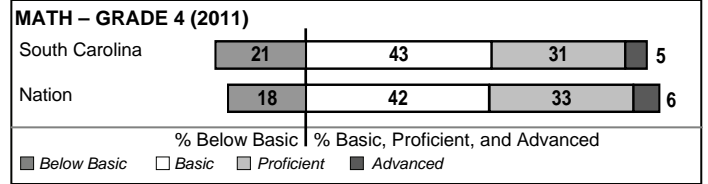
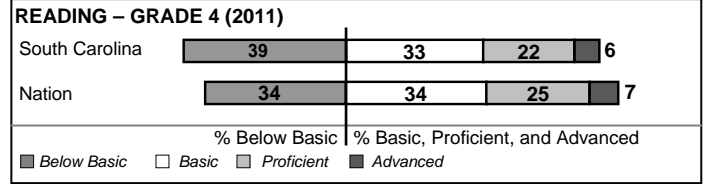
PASS PERFORMANCE

Our School
 Elementary Schools with Students Like Ours
 Elementary schools statewide



NAEP PERFORMANCE*

* Performance reported for SC and nation, data not available at school level. Percentages at NAEP Achievement Levels.



SC PERFORMANCE VISION

By 2020 all students will graduate with the knowledge and skills necessary to compete successfully in the global economy, participate in a democratic society and contribute positively as members of families and communities.

Abbreviations Key

N/A Not Applicable N/AV Not Available N/C Not Collected N/R Not Reported I/S Insufficient Sample TBD To be determined

NI Newly Identified CSI Continuing School Improvement CA Corrective Action RP Plan to Restructure R Restructure DELAY School Improvement Status HOLD School Improvement Status

MELLICHAMP ELEMENTARY [Orangeburg 5]

SCHOOL PROFILE

	Our School	Change from Last Year	Elementary Schools with Students Like Ours	Median Elementary School
Students (n=315)				
Retention rate	1.1%	Down from 2.5%	1.5%	1.1%
Attendance rate	95.6%	No Change	96.0%	96.2%
Served by gifted and talented program	3.4%	Up from 2.7%	5.2%	13.4%
With disabilities other than speech	1.1%	Down from 14.3%	4.3%	4.1%
Older than usual for grade	0.6%	Down from 1.4%	0.6%	0.3%
Out-of-school suspensions or expulsions for violent and/or criminal offenses	0.3%	Down from 0.9%	0.0%	0.0%
Teachers (n=24)				
Teachers with advanced degrees	70.8%	Down from 72.0%	61.9%	62.5%
Continuing contract teachers	95.8%	Up from 92.0%	82.1%	88.2%
Teachers returning from previous year	88.1%	Down from 90.6%	84.5%	87.8%
Teacher attendance rate	95.4%	Down from 96.2%	95.2%	95.2%
Average teacher salary*	\$47,549	Down 0.6%	\$45,022	\$46,773
Classes not taught by highly qualified teachers	0.0%	No Change	0.0%	0.0%
Professional development days/teacher	7.0 days	Down from 21.2 days	10.6 days	10.5 days
School				
Principal's years at school	17.0	Up from 16.0	3.0	4.0
Student-teacher ratio in core subjects	17.0 to 1	Down from 18.4 to 1	17.5 to 1	19.9 to 1
Prime instructional time	88.5%	Down from 90.3%	90.4%	90.4%
Opportunities in the arts	Good	No Change	Good	Good
SACS accreditation	Yes	No Change	Yes	Yes
Parents attending conferences	100.0%	No Change	100.0%	100.0%
Character development program	Excellent	No Change	Excellent	Excellent
Dollars spent per pupil**	\$9,467	Down 8.8%	\$8,540	\$7,447
Percent of expenditures for instruction**	66.2%	Up from 66.0%	67.6%	68.4%
Percent of expenditures for teacher salaries**	59.2%	Down from 62.1%	63.9%	65.8%
% of AYP objectives met	61.5%	Down from 100.0%	76.9%	90.5%

* Length of contract = 185+ days.

** Prior year audited financial data available.

EVALUATION RESULTS

	Teachers	Students*	Parents*
Number of surveys returned	20	32	21
Percent satisfied with learning environment	90.0%	87.5%	75.0%
Percent satisfied with social and physical environment	100.0%	90.6%	85.0%
Percent satisfied with school-home relations	80.0%	87.5%	80.0%

*Only students at the highest elementary school grade level at this school and their parents were included.

REPORT OF PRINCIPAL AND SCHOOL IMPROVEMENT COUNCIL

Mellichamp Elementary is a Title I school serving 328 students from child development through fifth grade with a 94% poverty rate. Mellichamp houses three self-contained district special education classes for students with developmental delays. Our School Renewal Plan is updated annually and includes action plans for English language arts, mathematics, science, social studies, school climate, teacher/ administrator quality, and the arts.

The 2010 Palmetto Assessment of State Standards (PASS) data indicated Mellichamp exceeded the district PASS average in 3rd grade English language arts and math. In 2010, Mellichamp Elementary met Adequate Yearly Progress (AYP) as defined by No Child Left Behind.

Academic assistance includes intervention for teacher-identified students in kindergarten through third grade along with fourth and fifth graders who score below basic on the PASS in English language arts and/or math. Academic Plans for Students (APS) are developed for each fourth and fifth grader who scores below basic in any PASS subtests. Parents of these students meet with teachers three times annually and discuss the shared responsibilities of students, parents, and school. Fourth and fifth graders who score proficient and/or advanced on one or more of the PASS subtests are provided academic enrichment through a year-long robotics club. Identified gifted and talented fifth graders attend the district's magnet school. After school programs consist of 21st Century, After School Place, and Positeen. We have a variety of mentoring programs for children through our guidance department and the county's Community of Character program.

We believe that parents are a vital link in our students' academic success; therefore, home communication is a top priority. Open House is held in August to encourage strong parent/teacher relationships. Parent Conference Days in the fall and spring allow parents and teachers to discuss and plan for students' academic progress. The school utilizes flyers, text messaging, e-mails, phone calls, and its website to keep parents abreast of school events.

We are proud to be recognized as a South Carolina exemplar site for our school-wide Positive Behavior Intervention System (PBIS), Go Big Blue. The school's leadership and data teams, along with the School Improvement Council, closely monitor discipline and academic test data. This enables us to quickly and effectively track our improvement in these areas. In 2010-11, Mellichamp teachers were the recipients of grants totaling \$20,460. Additionally, Mellichamp is proud to be a 2010-2013 South Carolina Red Carpet School.

Beverly Stroman, Principal
Nicole Simpson, School Improvement Council Chairperson

Comprehensive detail, including definitions of ratings, performance criteria, and explanations of status, is available on www.ed.sc.gov and www.eoc.sc.gov as well as school and school district websites.

Printed versions are available from school districts upon request.

Abbreviations Key

N/A Not Applicable N/AV Not Available N/C Not Collected N/R Not Reported I/S Insufficient Sample TBD To be determined

NI Newly Identified CSI Continuing School Improvement CA Corrective Action RP Plan to Restructure R Restructure DELAY School Improvement Status HOLD School Improvement Status