



# SC Annual School Report Card Summary

**MARSHALL ELEMENTARY**  
**Orangeburg 5**  
**Grades: PK-5**  
**Principal: Don Doggett**  
**Superintendent: Cynthia Wilson**  
**Board Chair: Lisa Jenkins**

**Enrollment: 837**

## PERFORMANCE

Comprehensive detail, including definitions of ratings, performance criteria, and explanations of status, is available on [www.ed.sc.gov](http://www.ed.sc.gov) and [www.eoc.sc.gov](http://www.eoc.sc.gov) as well as school and school district websites. Printed versions are available from school districts upon request.

YEAR	ABSOLUTE RATING	GROWTH RATING	PALMETTO GOLD AND SILVER AWARD		AYP STATUS	NCLB IMPROVEMENT STATUS
			General Performance	Closing the Gap		
2011	Average	Average	TBD	TBD	Not Met	N/A
2010	Below Average	Average	N/A	N/A	Not Met	N/A
2009	Below Average	Below Average	N/A	N/A	Not Met	N/A

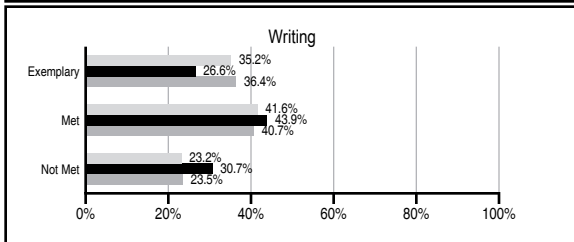
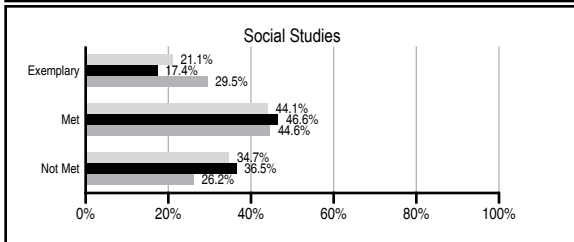
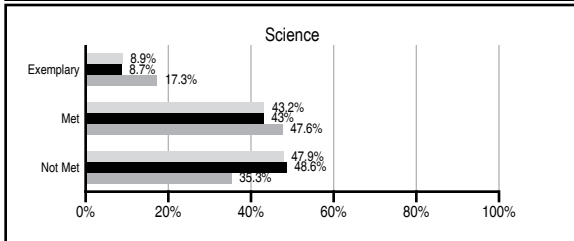
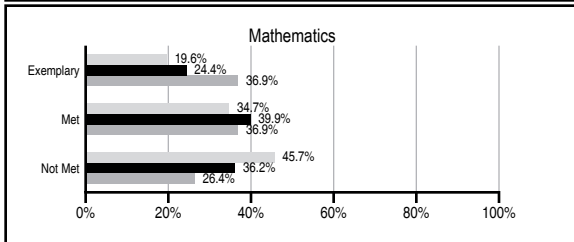
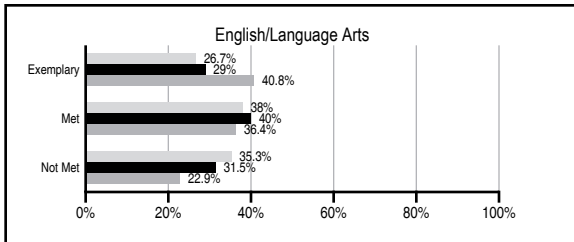
## ABSOLUTE RATINGS OF ELEMENTARY SCHOOLS WITH STUDENTS LIKE OURS\*

EXCELLENT	GOOD	AVERAGE	BELOW AVERAGE	AT-RISK
3	9	104	39	14

\* Ratings are calculated with data available by 11/09/2011. Schools with Students Like Ours are Elementary Schools with Poverty Indices of no more than 5% above or below the index for this school.



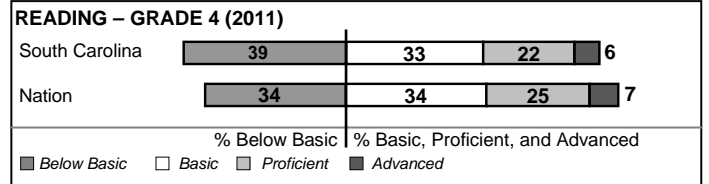
## PASS PERFORMANCE

Our School
  Elementary Schools with Students Like Ours
  Elementary schools statewide



## NAEP PERFORMANCE\*

\* Performance reported for SC and nation, data not available at school level. Percentages at NAEP Achievement Levels.



## SC PERFORMANCE VISION

*By 2020 all students will graduate with the knowledge and skills necessary to compete successfully in the global economy, participate in a democratic society and contribute positively as members of families and communities.*

### Abbreviations Key

N/A Not Applicable N/AV Not Available N/C Not Collected N/R Not Reported I/S Insufficient Sample TBD To be determined

NI Newly Identified CSI Continuing School Improvement CA Corrective Action RP Plan to Restructure R Restructure DELAY School Improvement Status HOLD School Improvement Status

# MARSHALL ELEMENTARY [Orangeburg 5]

## SCHOOL PROFILE

	Our School	Change from Last Year	Elementary Schools with Students Like Ours	Median Elementary School
<b>Students (n=837)</b>				
Retention rate	2.4%	Up from 0.8%	1.5%	1.1%
Attendance rate	96.4%	Up from 95.9%	95.9%	96.2%
Served by gifted and talented program	9.6%	Up from 6.0%	6.9%	13.4%
With disabilities other than speech	1.5%	Down from 7.3%	4.5%	4.1%
Older than usual for grade	0.2%	Down from 0.7%	0.5%	0.3%
Out-of-school suspensions or expulsions for violent and/or criminal offenses	0.0%	Down from 0.2%	0.0%	0.0%
<b>Teachers (n=51)</b>				
Teachers with advanced degrees	78.4%	Up from 70.6%	60.8%	62.5%
Continuing contract teachers	94.1%	Up from 84.3%	83.3%	88.2%
Teachers returning from previous year	87.7%	Up from 87.5%	85.6%	87.8%
Teacher attendance rate	95.3%	Up from 94.5%	95.2%	95.2%
Average teacher salary*	\$47,341	Up 0.6%	\$45,377	\$46,773
Classes not taught by highly qualified teachers	0.0%	No Change	0.0%	0.0%
Professional development days/teacher	15.1 days	Up from 14.0 days	10.3 days	10.5 days
<b>School</b>				
Principal's years at school	4.0	Up from 3.0	3.3	4.0
Student-teacher ratio in core subjects	25.1 to 1	Up from 20.9 to 1	18.2 to 1	19.9 to 1
Prime instructional time	89.3%	Up from 88.9%	90.0%	90.4%
Opportunities in the arts	Good	No Change	Good	Good
SACS accreditation	Yes	No Change	Yes	Yes
Parents attending conferences	100.0%	No Change	100.0%	100.0%
Character development program	Excellent	No Change	Excellent	Excellent
Dollars spent per pupil**	\$6,817	Down 0.3%	\$7,987	\$7,447
Percent of expenditures for instruction**	71.9%	Down from 73.6%	68.0%	68.4%
Percent of expenditures for teacher salaries**	69.3%	Down from 70.5%	64.8%	65.8%
% of AYP objectives met	52.9%	Down from 88.2%	76.9%	90.5%

\* Length of contract = 185+ days.

\*\* Prior year audited financial data available.

## EVALUATION RESULTS

	Teachers	Students*	Parents*
Number of surveys returned	38	126	64
Percent satisfied with learning environment	84.2%	78.4%	88.5%
Percent satisfied with social and physical environment	92.1%	74.0%	90.2%
Percent satisfied with school-home relations	62.2%	90.4%	75.0%

\*Only students at the highest elementary school grade level at this school and their parents were included.

Comprehensive detail, including definitions of ratings, performance criteria, and explanations of status, is available on [www.ed.sc.gov](http://www.ed.sc.gov) and [www.eoc.sc.gov](http://www.eoc.sc.gov) as well as school and school district websites.

Printed versions are available from school districts upon request.

## REPORT OF PRINCIPAL AND SCHOOL IMPROVEMENT COUNCIL

Marshall Elementary School's mascot is the bumblebee. Its ability to fly defies the theory of aerodynamics and demonstrates the achievement of the impossible. Students, parents, faculty, and staff at Marshall continue to exemplify the characteristics of the bumblebee daily. The Bee Attitudes ensure that our school remains a positive learning community for all stakeholders where we can achieve the impossible.

During the 2010 – 2011 academic year, the "Marshall Bees" continued to demonstrate their knowledge, compassion, determination and expertise. We celebrated with a student who was recognized as the county winner of the Elk's Americanism Essay contest. Another student's talent was exemplified by winning the subway Poster Contest. Numerous students participated in both the state and regional Mathfest Competitions. Our Robotics Team won overall 1st place and Best Course Performance. The Marshall Drill Team achieved the honor of being recognized as the 2011 Best Drill Team and 1st place in the Drill and Ceremony competition. Faculty and staff teamed up with the local YMCA and participated in a Shrink Down Program to foster healthy life styles. In conjunction, the students participated in the First Lady Michelle Obama's Move Your Body initiative.

Understanding, compassion, and lending a helping hand to others continues to be the norm for Marshall. Our students, parents, faculty, and staff, united as a family, continue to support others through the March-of-Dimes, Relay for Life, and various other programs.

In addition, we continue to celebrate the accomplishments of our students who achieve the honor of Principal's List (all A's) for the 1st semester and second semester were rewarded with a trip to the movies and a Marshall bag. Students on Honor Roll and with Perfect Attendance are recognized quarterly.

Marshall Elementary School understands that in order to continue on our flight and achieve all goals, we must be a true learning community for all stakeholders. Teachers participated in Teacher Talk Thursdays weekly and Tuesday afternoon professional development in order to foster learning community. Data is constantly analyzed and the results are used to drive instruction and make informed decisions. Single-gender classes continue to prove successful for both our fourth and fifth grade male and female classes.

Although we continue on our flight of achieving the impossible, we understand the need for constant growth and improvement. Our data continues to indicate a strong need to focus on mathematics and science. A plan of action has been created and implemented to address this area of concern.

Dedication, determination, and the desire to make a difference in the lives of children is the driving force that will ensure that, together, as a team, the "Marshall Bees" will continue on the flight and ultimately reach the level of success deemed impossible!

Jacqueline Jamison, Principal  
Diane Jackson, School Improvement Council

### Abbreviations Key

N/A Not Applicable N/AV Not Available N/C Not Collected N/R Not Reported I/S Insufficient Sample TBD To be determined  
NI Newly Identified CSI Continuing School Improvement CA Corrective Action RP Plan to Restructure R Restructure DELAY School Improvement Status HOLD School Improvement Status