



# SC Annual School Report Card Summary

**BETHUNE-BOWMAN ELEMENTARY**  
**Orangeburg 5**  
**Grades: PK-5** Enrollment: 348  
**Principal: Dr. Charlene A. Stokes**  
**Superintendent: Cynthia Wilson**  
**Board Chair: Lisa Jenkins**

## PERFORMANCE

Comprehensive detail, including definitions of ratings, performance criteria, and explanations of status, is available on [www.ed.sc.gov](http://www.ed.sc.gov) and [www.eoc.sc.gov](http://www.eoc.sc.gov) as well as school and school district websites. Printed versions are available from school districts upon request.

YEAR	ABSOLUTE RATING	GROWTH RATING	PALMETTO GOLD AND SILVER AWARD		AYP STATUS	NCLB IMPROVEMENT STATUS
			General Performance	Closing the Gap		
2011	Average	Average	TBD	TBD	Not Met	N/A
2010	Below Average	Average	N/A	N/A	Met	N/A
2009	Below Average	Average	N/A	N/A	Met	N/A

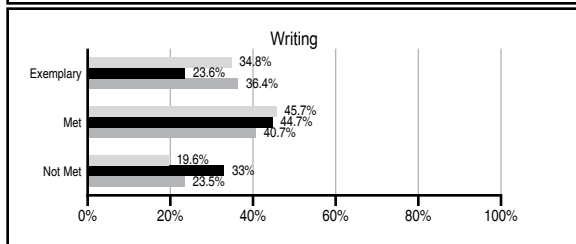
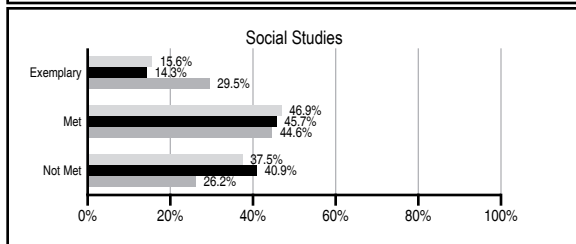
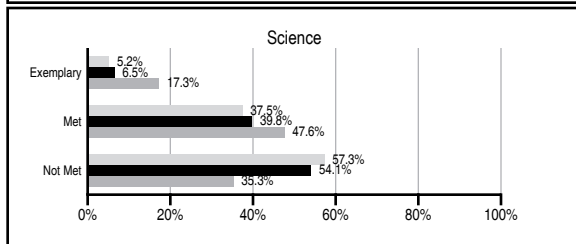
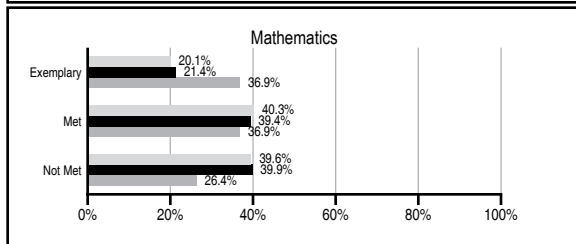
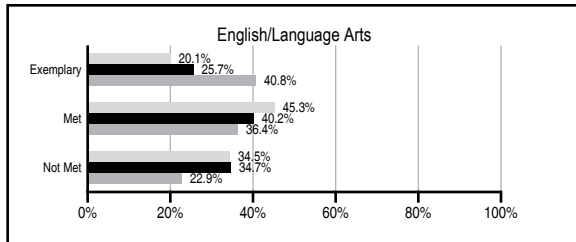
## ABSOLUTE RATINGS OF ELEMENTARY SCHOOLS WITH STUDENTS LIKE OURS\*

EXCELLENT	GOOD	AVERAGE	BELOW AVERAGE	AT-RISK
0	4	70	47	20

\* Ratings are calculated with data available by 11/09/2011. Schools with Students Like Ours are Elementary Schools with Poverty Indices of no more than 5% above or below the index for this school.

## PASS PERFORMANCE

Our School
  Elementary Schools with Students Like Ours
  Elementary schools statewide



## NAEP PERFORMANCE\*

\* Performance reported for SC and nation, data not available at school level. Percentages at NAEP Achievement Levels.



## SC PERFORMANCE VISION

*By 2020 all students will graduate with the knowledge and skills necessary to compete successfully in the global economy, participate in a democratic society and contribute positively as members of families and communities.*

### Abbreviations Key

N/A Not Applicable N/AV Not Available N/C Not Collected N/R Not Reported I/S Insufficient Sample TBD To be determined

NI Newly Identified CSI Continuing School Improvement CA Corrective Action RP Plan to Restructure R Restructure DELAY School Improvement Status HOLD School Improvement Status

# BETHUNE-BOWMAN ELEMENTARY [Orangeburg 5]

## SCHOOL PROFILE

	Our School	Change from Last Year	Elementary Schools with Students Like Ours	Median Elementary School
<b>Students (n=348)</b>				
Retention rate	3.3%	Up from 2.6%	1.5%	1.1%
Attendance rate	95.8%	Up from 95.6%	96.0%	96.2%
Served by gifted and talented program	3.9%	Up from 1.0%	5.1%	13.4%
With disabilities other than speech	1.3%	Down from 4.8%	4.3%	4.1%
Older than usual for grade	0.0%	Down from 0.4%	0.6%	0.3%
Out-of-school suspensions or expulsions for violent and/or criminal offenses	0.0%	No Change	0.0%	0.0%
<b>Teachers (n=22)</b>				
Teachers with advanced degrees	77.3%	Down from 95.0%	61.9%	62.5%
Continuing contract teachers	72.7%	Down from 100.0%	81.8%	88.2%
Teachers returning from previous year	82.2%	Down from 85.0%	84.6%	87.8%
Teacher attendance rate	94.1%	Down from 94.3%	95.2%	95.2%
Average teacher salary*	\$50,456	Down 6.4%	\$45,188	\$46,773
Classes not taught by highly qualified teachers	0.0%	No Change	0.0%	0.0%
Professional development days/teacher	25.9 days	Up from 20.5 days	10.6 days	10.5 days
<b>School</b>				
Principal's years at school	4.0	Up from 3.0	3.0	4.0
Student-teacher ratio in core subjects	24.6 to 1	Up from 16.5 to 1	17.5 to 1	19.9 to 1
Prime instructional time	86.5%	Down from 87.7%	90.1%	90.4%
Opportunities in the arts	Good	Down from Excellent	Good	Good
SACS accreditation	Yes	No Change	Yes	Yes
Parents attending conferences	100.0%	Up from 96.7%	100.0%	100.0%
Character development program	Excellent	No Change	Excellent	Excellent
Dollars spent per pupil**	\$8,435	Down 5.9%	\$8,760	\$7,447
Percent of expenditures for instruction**	68.9%	Up from 68.0%	67.5%	68.4%
Percent of expenditures for teacher salaries**	63.6%	Up from 60.5%	63.9%	65.8%
% of AYP objectives met	76.9%	Down from 100.0%	76.9%	90.5%

\* Length of contract = 185+ days.

\*\* Prior year audited financial data available.

## EVALUATION RESULTS

	Teachers	Students*	Parents*
Number of surveys returned	25	51	46
Percent satisfied with learning environment	79.2%	92.2%	84.4%
Percent satisfied with social and physical environment	76.0%	92.2%	86.4%
Percent satisfied with school-home relations	56.0%	92.2%	82.2%

\*Only students at the highest elementary school grade level at this school and their parents were included.

## REPORT OF PRINCIPAL AND SCHOOL IMPROVEMENT COUNCIL

Bethune-Bowman Elementary School was recognized in 2008-2009 and again in 2009-2010 for meeting Adequate Yearly Progress (AYP). Our staff has been very receptive to several new initiatives such as Voyager, single-gender classes, and a partnership with the HOPE Foundation. Voyager provides strategic and intensive interventions that are adaptive to the needs of diverse populations. Single-gender classes were implemented in 4th grade. Single-gender is a research-based program that facilitates achievement for all students. The HOPE Foundation provides on-site professional development.

Academically, grade and content specific Standards / Indicators and the South Carolina support documents were our instructional road map. We monitored and adjusted our instructional program to meet the needs of all students. In doing so, we conducted curriculum, grade-level, faculty, and learning community meetings, vertical team planning sessions, and student achievement meetings on a regular basis.

Bethune-Bowman Elementary School students are exposed to a rigorous curriculum along with other enriching and challenging experiences. Our students participated in the National Geographic Geography Bee, the District Spelling Bee, Math Fest, the District Robotics competition, and the District Science Fair. Additionally, our students participated in several service learning projects such as Jump Rope for Heart, St. Jude Hospital's Math-A-Thon, Pennies for Patients sponsored by The Leukemia & Lymphoma Society, and Relay for Life.

The major emphasis at Bethune-Bowman Elementary School during the 2011-2012 school year will be to continue to use data to make instructional decisions so that all our children reach their fullest potential; to maximize instructional time so that students will experience every opportunity to learn; and to continue closing the achievement gap of social-economic, racial, and gender divides. These challenges will be addressed through continued dialogue, examination of assessment data, and sustained and on-going professional development.

Bethune-Bowman Elementary remains committed to having all our children reach their fullest potential.

Charlene A. Stokes, Ed. D., Principal  
Rosenda Starling, SIC Chairperson

Comprehensive detail, including definitions of ratings, performance criteria, and explanations of status, is available on [www.ed.sc.gov](http://www.ed.sc.gov) and [www.eoc.sc.gov](http://www.eoc.sc.gov) as well as school and school district websites.

Printed versions are available from school districts upon request.

### Abbreviations Key

N/A Not Applicable N/AV Not Available N/C Not Collected N/R Not Reported I/S Insufficient Sample TBD To be determined

NI Newly Identified CSI Continuing School Improvement CA Corrective Action RP Plan to Restructure R Restructure DELAY School Improvement Status HOLD School Improvement Status