



# SC Annual School Report Card Summary

**GEIGER ELEMENTARY**  
**Fairfield**  
**Grades: PK-6** Enrollment: 308  
**Principal: Mr. Joe E. Seibles**  
**Superintendent: Dr. Patrice Robinson**  
**Board Chair: Mr. Ronald Smith**

## PERFORMANCE

Comprehensive detail, including definitions of ratings, performance criteria, and explanations of status, is available on [www.ed.sc.gov](http://www.ed.sc.gov) and [www.eoc.sc.gov](http://www.eoc.sc.gov) as well as school and school district websites. Printed versions are available from school districts upon request.

YEAR	ABSOLUTE RATING	GROWTH RATING	PALMETTO GOLD AND SILVER AWARD		AYP STATUS	NCLB IMPROVEMENT STATUS
			General Performance	Closing the Gap		
2011	Below Average	Average	TBD	TBD	Not Met	N/A
2010	Below Average	Average	N/A	N/A	Met	N/A
2009	Below Average	Below Average	N/A	N/A	Met	N/A

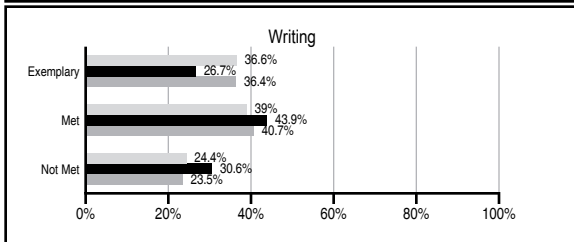
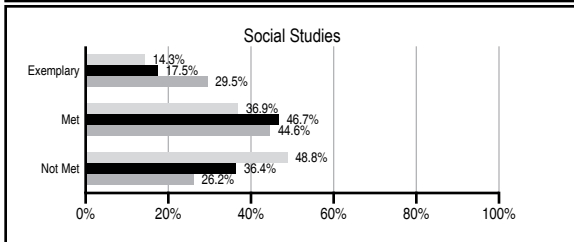
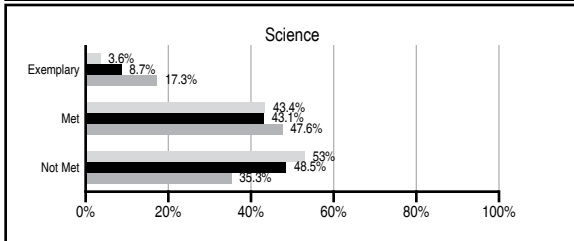
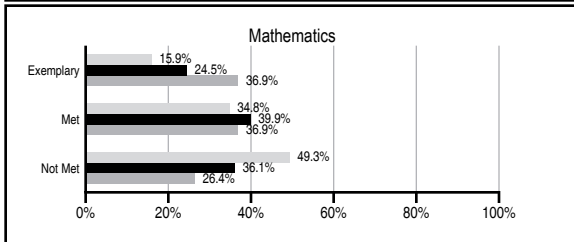
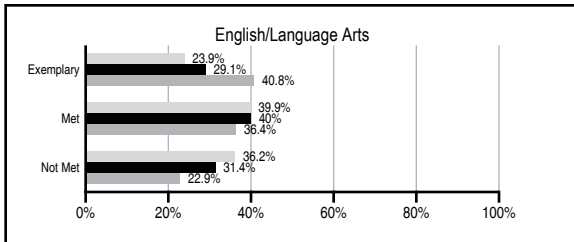
## ABSOLUTE RATINGS OF ELEMENTARY SCHOOLS WITH STUDENTS LIKE OURS\*

EXCELLENT	GOOD	AVERAGE	BELOW AVERAGE	AT-RISK
3	9	104	39	13

\* Ratings are calculated with data available by 11/09/2011. Schools with Students Like Ours are Elementary Schools with Poverty Indices of no more than 5% above or below the index for this school.

## PASS PERFORMANCE

Our School
  Elementary Schools with Students Like Ours
  Elementary schools statewide



## NAEP PERFORMANCE\*

\* Performance reported for SC and nation, data not available at school level. Percentages at NAEP Achievement Levels.



## SC PERFORMANCE VISION

*By 2020 all students will graduate with the knowledge and skills necessary to compete successfully in the global economy, participate in a democratic society and contribute positively as members of families and communities.*

### Abbreviations Key

N/A Not Applicable N/AV Not Available N/C Not Collected N/R Not Reported I/S Insufficient Sample TBD To be determined

NI Newly Identified CSI Continuing School Improvement CA Corrective Action RP Plan to Restructure R Restructure DELAY School Improvement Status HOLD School Improvement Status

# GEIGER ELEMENTARY [Fairfield]

## SCHOOL PROFILE

	Our School	Change from Last Year	Elementary Schools with Students Like Ours	Median Elementary School
<b>Students (n=308)</b>				
Retention rate	0.0%	No Change	1.5%	1.1%
Attendance rate	96.9%	Up from 95.8%	95.9%	96.2%
Served by gifted and talented program	20.7%	Up from 13.8%	6.9%	13.4%
With disabilities other than speech	2.4%	Down from 2.8%	4.5%	4.1%
Older than usual for grade	0.0%	No Change	0.5%	0.3%
Out-of-school suspensions or expulsions for violent and/or criminal offenses	0.0%	No Change	0.0%	0.0%
<b>Teachers (n=20)</b>				
Teachers with advanced degrees	60.0%	Down from 68.2%	60.8%	62.5%
Continuing contract teachers	70.0%	Up from 68.2%	83.3%	88.2%
Teachers returning from previous year	75.4%	Down from 77.1%	85.6%	87.8%
Teacher attendance rate	94.2%	Down from 94.3%	95.2%	95.2%
Average teacher salary*	\$44,467	Down 5.4%	\$45,407	\$46,773
Classes not taught by highly qualified teachers	0.0%	No Change	0.0%	0.0%
Professional development days/teacher	8.1 days	Down from 8.6 days	10.2 days	10.5 days
<b>School</b>				
Principal's years at school	11.0	Up from 0.0	3.5	4.0
Student-teacher ratio in core subjects	17.4 to 1	Up from 16.6 to 1	18.2 to 1	19.9 to 1
Prime instructional time	89.6%	Up from 88.8%	90.0%	90.4%
Opportunities in the arts	Good	Up from Fair	Good	Good
SACS accreditation	Yes	No Change	Yes	Yes
Parents attending conferences	96.6%	Down from 97.8%	100.0%	100.0%
Character development program	Below Average	No Change	Excellent	Excellent
Dollars spent per pupil**	\$8,671	Up 0.9%	\$8,004	\$7,447
Percent of expenditures for instruction**	62.4%	Down from 62.5%	68.1%	68.4%
Percent of expenditures for teacher salaries**	61.5%	Up from 59.0%	64.9%	65.8%
% of AYP objectives met	53.8%	Down from 100.0%	76.9%	90.5%

\* Length of contract = 185+ days.

\*\* Prior year audited financial data available.

## EVALUATION RESULTS

	Teachers	Students*	Parents*
Number of surveys returned	21	37	24
Percent satisfied with learning environment	65.0%	83.8%	87.5%
Percent satisfied with social and physical environment	75.0%	91.9%	83.3%
Percent satisfied with school-home relations	70.0%	86.5%	66.7%

\*Only students at the highest elementary school grade level at this school and their parents were included.

## REPORT OF PRINCIPAL AND SCHOOL IMPROVEMENT COUNCIL

Geiger's faculty, staff, and parents work together to create a positive learning environment where students work towards achieving academic excellence. Student achievement continues to be a top priority as teachers differentiate instruction to meet the learning needs of each student.

Our school receives federal funding which enables us to decrease student/teacher ratio, provide continuous professional development for teachers, and to purchase a variety of resources and materials to support classroom instruction.

Since 2007, fifth and sixth grade students have benefited from single gender classes which strongly support academic growth and a reduction in behavior problems. Teachers focus on the uniqueness of each gender to improve instruction that addresses all learning styles.

We continue to focus on student success by implementing mentoring and educational programs such as Boys and Girls Club of America, Reading Counts, Strings Program, Artworks, Leading and Educating Girls Across South Carolina (LEGASC), Reading is Fundamental (R.I.F.), Tiger Totes Family Literacy, and After School Enrichment. It is our hope that the collective efforts of parents, teachers, and the community will enable students to reach their highest potential.

Joe Seibles, Principal

Regina Swann  
SIC Chairperson

Comprehensive detail, including definitions of ratings, performance criteria, and explanations of status, is available on [www.ed.sc.gov](http://www.ed.sc.gov) and [www.eoc.sc.gov](http://www.eoc.sc.gov) as well as school and school district websites.

Printed versions are available from school districts upon request.

### Abbreviations Key

N/A Not Applicable N/AV Not Available N/C Not Collected N/R Not Reported I/S Insufficient Sample TBD To be determined

NI Newly Identified CSI Continuing School Improvement CA Corrective Action RP Plan to Restructure R Restructure DELAY School Improvement Status HOLD School Improvement Status