



SC Annual School Report Card Summary

ST JOHN'S ELEMENTARY
Darlington
Grades: PK-5
Principal: Jean B. Taylor
Superintendent: Dr. Rainey Knight
Board Chair: Charles Govan

Enrollment: 646

PERFORMANCE

Comprehensive detail, including definitions of ratings, performance criteria, and explanations of status, is available on www.ed.sc.gov and www.eoc.sc.gov as well as school and school district websites. Printed versions are available from school districts upon request.

YEAR	ABSOLUTE RATING	GROWTH RATING	PALMETTO GOLD AND SILVER AWARD		AYP STATUS	NCLB IMPROVEMENT STATUS
			General Performance	Closing the Gap		
2011	Average	Good	TBD	TBD	Not Met	N/A
2010	Average	Good	Silver	Silver	Met	N/A
2009	Average	Average	N/A	Silver	Met	CA-DELAY

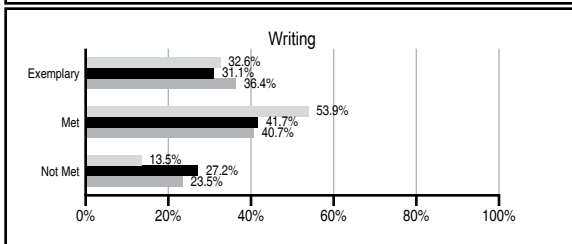
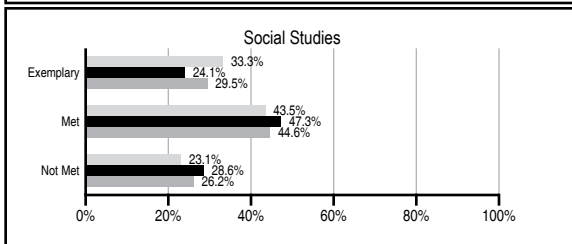
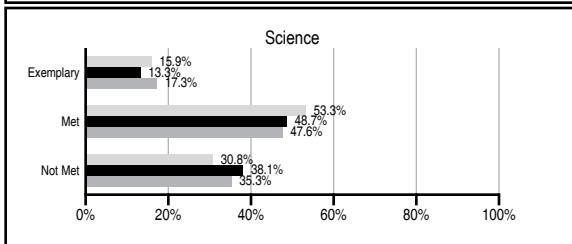
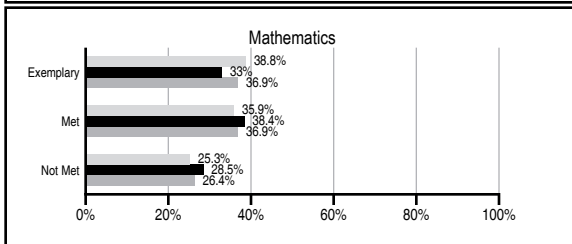
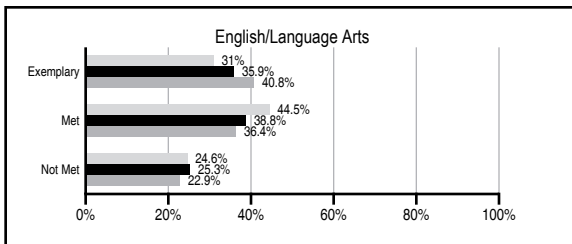
ABSOLUTE RATINGS OF ELEMENTARY SCHOOLS WITH STUDENTS LIKE OURS*

EXCELLENT	GOOD	AVERAGE	BELOW AVERAGE	AT-RISK
6	19	87	9	0

* Ratings are calculated with data available by 11/09/2011. Schools with Students Like Ours are Elementary Schools with Poverty Indices of no more than 5% above or below the index for this school.

PASS PERFORMANCE


Our School
 Elementary Schools with Students Like Ours
 Elementary schools statewide




NAEP PERFORMANCE*

* Performance reported for SC and nation, data not available at school level. Percentages at NAEP Achievement Levels.

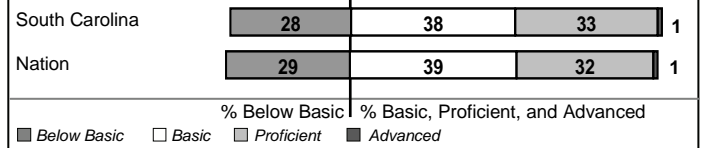
READING – GRADE 4 (2011)



MATH – GRADE 4 (2011)



SCIENCE – GRADE 4 (2009)



SC PERFORMANCE VISION

By 2020 all students will graduate with the knowledge and skills necessary to compete successfully in the global economy, participate in a democratic society and contribute positively as members of families and communities.

Abbreviations Key

N/A Not Applicable N/AV Not Available N/C Not Collected N/R Not Reported I/S Insufficient Sample TBD To be determined

NI Newly Identified CSI Continuing School Improvement CA Corrective Action RP Plan to Restructure R Restructure DELAY School Improvement Status HOLD School Improvement Status

ST JOHN'S ELEMENTARY [Darlington]

SCHOOL PROFILE

	Our School	Change from Last Year	Elementary Schools with Students Like Ours	Median Elementary School
Students (n=646)				
Retention rate	3.2%	Down from 3.8%	1.2%	1.1%
Attendance rate	95.3%	Down from 95.6%	95.9%	96.2%
Served by gifted and talented program	4.5%	Up from 3.6%	11.9%	13.4%
With disabilities other than speech	3.7%	Down from 6.8%	5.0%	4.1%
Older than usual for grade	0.6%	Down from 0.8%	0.3%	0.3%
Out-of-school suspensions or expulsions for violent and/or criminal offenses	0.0%	No Change	0.0%	0.0%
Teachers (n=35)				
Teachers with advanced degrees	68.6%	Up from 55.3%	60.0%	62.5%
Continuing contract teachers	91.4%	Up from 84.2%	90.0%	88.2%
Teachers returning from previous year	84.9%	Up from 84.7%	87.7%	87.8%
Teacher attendance rate	93.5%	Down from 94.8%	95.1%	95.2%
Average teacher salary*	\$47,379	Up 0.4%	\$46,617	\$46,773
Classes not taught by highly qualified teachers	0.0%	No Change	0.0%	0.0%
Professional development days/teacher	14.2 days	Down from 15.9 days	11.3 days	10.5 days
School				
Principal's years at school	20.0	Up from 19.0	4.0	4.0
Student-teacher ratio in core subjects	23.3 to 1	Up from 20.8 to 1	19.6 to 1	19.9 to 1
Prime instructional time	88.0%	Down from 89.4%	90.1%	90.4%
Opportunities in the arts	Good	No Change	Good	Good
SACS accreditation	Yes	No Change	Yes	Yes
Parents attending conferences	100.0%	No Change	100.0%	100.0%
Character development program	Average	No Change	Excellent	Excellent
Dollars spent per pupil**	\$6,173	Down 3.6%	\$7,420	\$7,447
Percent of expenditures for instruction**	67.0%	Up from 66.1%	66.9%	68.4%
Percent of expenditures for teacher salaries**	65.5%	Up from 63.9%	64.6%	65.8%
% of AYP objectives met	94.7%	Down from 100.0%	89.5%	90.5%

* Length of contract = 185+ days.

** Prior year audited financial data available.

EVALUATION RESULTS

	Teachers	Students*	Parents*
Number of surveys returned	34	89	66
Percent satisfied with learning environment	100.0%	90.9%	90.6%
Percent satisfied with social and physical environment	100.0%	87.6%	87.7%
Percent satisfied with school-home relations	79.4%	84.3%	87.9%

*Only students at the highest elementary school grade level at this school and their parents were included.

REPORT OF PRINCIPAL AND SCHOOL IMPROVEMENT COUNCIL

St. John's Elementary, a Title I school, had a productive 2010-2011 school year. The school worked collaboratively with parents and the community to promote excellence in academics, athletics, attendance, attitude, and the arts. Balanced literacy instruction, Read Well, Soar to Success literacy groups, workstations, math RIT band groups, Accelerated Reader, Waterford, Wilson, Success Maker and Compass Lab programs were provided to students. Fifty-two students were invited to attend the All A Banquet. Honor Roll students were recognized quarterly. Thirty-two fifth grade students were inducted into the Junior Beta Club. Twenty-three fifth graders were identified as Duke TIP scholars. Fifty-four students had perfect attendance during the 2010-2011 school year. Individual third, fourth and fifth grade students and kindergarten, first, and second grade classes participated in the annual science fair. A fifth grade student earned the State Writing Award. Two-hundred-forty-seven students were inducted into the Principal's Reading Honor Roll. The student body supported the community by sponsoring the annual Christmas Canned Food Drive and the St. Jude's Math-athon. Student Council Officers assisted during quarterly Spirit Day Assemblies. Student Marshals and the Flag Corps Team helped to develop students' leadership skills. The Annual Fall Festival, Spring Talent Show, and May Day celebrations provided opportunities for community involvement and participation. We celebrated Founders' Day to honor 193 years of service to the SJE community. Summer staff development ELA sessions helped teachers continue to transition to the workstation model. District-led ELA, math, and science sessions throughout the school year strengthened teacher knowledge and instruction of the standards. The school-wide PBIS Model continued to acknowledge appropriate student behavior. Dohnia Galloway was selected Teacher of the Year; Anne Danielson was chosen as Assistant of the Year; and Megan McFarland was selected as Educator of the Year. Morning math and reading tutorial services were provided to students. After school computer lab sessions were provided for identified 3-5 students. Two computer labs provided daily ELA and math sessions for targeted students in grades 1-5.

St. John's Elementary made Adequate Yearly Progress (AYP) for the 2009-2010 school year with a Growth Rating of Good and an Absolute Rating of Average. Saint John's Elementary also earned two Palmetto Silver Awards from the State Department of Education for excellent results in closing the Achievement Gap and overall general performance. The Association of Parents and Teachers sponsored a variety of fundraising activities. Additional Promethean boards and new computers were installed. The School Improvement Council and numerous business partners worked collaboratively to improve the school. St. John's Elementary continued its tradition of excellence, serving the Darlington Community since 1818. Jean B. Taylor, Principal and Martha M. Bridgeman, SIC Chairperson

Comprehensive detail, including definitions of ratings, performance criteria, and explanations of status, is available on www.ed.sc.gov and www.eoc.sc.gov as well as school and school district websites.

Printed versions are available from school districts upon request.

Abbreviations Key

N/A Not Applicable N/AV Not Available N/C Not Collected N/R Not Reported I/S Insufficient Sample TBD To be determined

NI Newly Identified CSI Continuing School Improvement CA Corrective Action RP Plan to Restructure R Restructure DELAY School Improvement Status HOLD School Improvement Status